

SOURCE

CANADA PRICE LIST

Effective January 2024



Terms & Conditions	2	Lore	101-107
General Information	3	LT Table	108-109
Lifetime Limited Warranty	4	Martini	110-121
Artifakt	5-6	Mello	122-123
Attune	7-10	Mojo	124-125
Axis	11-23	Nordic	126-127
Beyond	24-26	Plane Tables	128-129
Bliss	27-30	Portrait	130-137
Bøtte	31-34	Purl	138-144
Cache	35-60	Repeat	145-146
Celebrate	61-66	Say O	147-159
Clever	67-69	Scape	160-175
CrissCross	70-73	Smirk	176-177
Defign	74-79	Staxx	178-187
Everwood	80-81	Tempt	188-189
Fjord	82-83	Tier	190-193
Font	84-91	Vee	194-196
Hall	92-93	Viiva	197-200
Jump	94-98		
Laze	99-100		

PRICES

All published prices are recommended retail prices. Applicable sales taxes are additional. Prices are subject to change without notice.

PAYMENT TERMS

Net 30 days, with established credit. Until credit is approved, a fifty percent deposit must be sent with the order, the balance is due prior to shipment. Deposits are non-refundable in the event of cancellation. If deposit has been placed on original order, applicable cancellation charges to be deducted from the deposit amount. Remainder of deposit will be held in the form of a credit for future orders.

FREIGHT POLICY

Effective January 1, 2023

All orders are FOB Destination.

Orders under \$7500 net will incur a minimum freight charge of \$450.

Orders over \$7500 net will be charged the standard 6% of net freight fee.

These fees are applicable for any shipment being made within Canada.

Source International reserves the right to select method of shipment and carrier.

CONCEALED DAMAGE

If products are received damaged, a written exception should be made on the bill of lading and an immediate inspection be requested of the carrier. Concealed damage must be reported to the carrier within the specific carrier's predetermined timeline. Failure to make claims shall constitute acceptance of the products and waiver any claims of defects, errors or shortages.

RETURNS AND ALLOWANCES

All product is made to order. No merchandise may be returned without a return authorization and shipping instructions. No credit or allowance will be given for repairs to defective materials unless Source International has given authority to make such repairs.

ORDER ENTRY

All orders must be submitted in writing. Email to cr@sourceinternationaldesign.com.

ACKNOWLEDGEMENTS

All orders will be acknowledged in writing. Orders will be manufactured based on the written acknowledgement. It is the customer's responsibility to review each acknowledgement and communicate with the factory if there are errors within 48 hours.

CANCELLATIONS

Any changes or cancellation may result in charges if materials have entered into production. If an order is cancelled while in production, a cancellation fee will be applied based on the status of order at time of cancellation.

FABRICS

Not all graded in fabrics are approved for all product lines. Send memo samples for approval to:
Source International 17 Gilmore Dr, Sutton, MA 01590.

Please tag memo samples with:

The product the fabric is being reviewed for, and your contact information

Graded In Partners

We are proud to offer graded in fabric programs with the following companies:

Anzea

Architex

Camira

CF Stinson

Camira

DesignTex

Knoll

Maharam

Mayer

Momentum

Ultrafabrics

Customer's Own Material

C.O.M. fabric must be approved prior to acceptance of the order. The material must be provided in 54" wide continuous yardage. All fabric will be directionally cut straight off the bolt unless otherwise specified. A C.O.M. form must be filled out and submitted along with purchase order. Yardage requirements listed are for small patterns or plain materials. The material must be shipped to the factory prepaid and with proper reference to the order. Source International is not responsible for appearance, performance or durability of C.O.M

LEATHER

Leather Prices published in this price list are for our stock leather "MAMMUT" by Wollsdorf Leather in the following colors:

25599 Black

25519 Pewter

35062 Charcoal

Additional leather colors in the Mammut line can be quoted. All other leathers will be priced as COL.

The customer's complete satisfaction is our goal. All products are warranted to the original purchaser to be free of defects in materials and workmanship for a lifetime of normal commercial single shift use except as noted below. Products covered by this warranty will be either repaired or replaced free of charge at Source International's discretion.

5 YEAR WARRANTY

All mechanisms and controls
Exposed wood frames and legs
Wood veneer
Painted wood surfaces
Painted stacking chair frames
Outdoor seating

3 YEAR WARRANTY

All upholstered materials—normal commercial use (single shift) or a prorated equivalent for multi-shift use.

Source International Does Not Warrant

Failure due to normal wear and tear
Customer's Own Material
The natural variation of color, grain, and texture in wood and leather
The natural fading of materials including wood, fabric, and leather, resulting in color change over time
Marks, scars, or wrinkles occurring naturally in leather
Dye lot variations in fabric, or leather
Color matching of natural materials
Change in color resulting from exposure to chemicals, such as those found in cleaning products or exposure to sunlight or ultraviolet rays.
Puddling in leather, vinyl, or fabric
Felt glides

WOOD FINISHES

Wood finish names such as Mahogany and Cherry describe color only, not wood species. Finishes are applied to maple, beech, or similar woods. Wood surfaces have natural variations in grain and porosity and absorb finishes differently which may result in variations of final color. Finishes will darken and change color over time and with exposure to sunlight. Premium veneer names such as walnut and oak, describe the wood species and have a clear coat finish.

PAINTED WOOD FINISHES

Please note the lifetime structural warranty does not apply to painted finishes. Painted finishes should be specified with consideration of the environment they will occupy. Although a clear sealer coat is applied during production these finishes are topical and they can scratch, dent or mark if treated in a rough manner. If left in direct sunlight for extended periods of time you will notice the color will fade and/or change.

COM/Grade A Grade B Grade C Grade D Grade E Grade F Grade G Grade H Leather COL



Artifakt

370-SB	Poly Chair, Star Base	885										
371-SB	Poly Chair, Uph Seat Pad, Star Base	1145	1155	1210	1215	1235	1300	1345	1390	1365	1195	
373-SB	Fully Uph Chair, Star Base	1210	1260	1335	1365	1410	1535	1650	1765	2015	1325	



Artifakt Stool 24"

370-CH24	Stool, 24", Poly Seat & Back, Star Base	990										
371-CH24	Stool, 24", Uph Seat Pad, Star Base	1250	1260	1315	1330	1350	1405	1455	1500	1480	1300	
373-CH24	Stool, 24", Fully Uph, Star Base	1325	1365	1435	1480	1530	1660	1765	1870	2135	1430	



Artifakt Stool 30"

370-STL30	Stool, 30", Poly Seat & Back, Star Base	990										
371-STL30	Stool, 30", Uph Seat Pad, Star Base	1250	1260	1315	1330	1350	1405	1455	1500	1480	1300	
373-STL30	Stool, 30" Fully Uph, Star Base	1325	1365	1435	1480	1530	1660	1765	1870	2135	1430	

ATTUNE

Canadian Pricing

How to Build an Attune Four Leg Product Number

140 - FL-MT - 1405 - SCR - PG

<p>Style</p> <p>140 Poly Shell Chair - FL Frame</p> <p>141 Poly Shell Chair with Upholstered Seat Pad - FL Frame</p>	<p>Base/Frame</p> <p>FL-BLK Black Poly Legs</p> <p>FL-GRY Grey Poly Legs</p> <p>FL-MT Metal Four Leg</p>	<p>Poly Shell Colors</p> <p>1405 White</p> <p>1401 Black</p> <p>1402 Powder Blue</p> <p>1403 Greige</p> <p>1404 Teal</p> <p>1406 Pollen</p>	<p>Metal Frame/Leg Finish</p> <p>Standard Powder Coats</p> <p>CHR Chrome</p> <p>SCR Soft Chrome</p> <p>BLK Black Matte</p> <p>WHT White</p> <p>GMTL Gunmetal</p> <p>LBNZ Light Bronze</p> <p>MBNZ Medium Bronze</p> <p>DBNZ Dark Bronze</p> <p>BRS Brass</p> <p>Premium Powder Coats</p> <p>STN Stone</p> <p>LGB Light Grey Blue</p> <p>DGY Dark Grey</p> <p>LBL Light Blue</p> <p>AQU Aqua</p> <p>GRN Green</p> <p>YLW Yellow</p> <p>LRD Light Red</p>	<p>PG Plastic Glides for FL-MT base</p> <p>FG Felt Glides for FL-MT base</p>
--	--	---	---	--

Features

- One piece poly bucket shell
- Optional upholstered seat pad
- Two four leg frame options - poly and metal
- Poly leg chair suitable for outdoor use (without seat pad)
- Poly four leg frame has molded plastic glides as standard
- Metal four leg frame has plastic glides as standard, felt glides optional
- Poly under seat pan will be grey for all poly shell colors except black
- GreenGuard Certified
- Meets ANSI/BIFMA Standards
- Lifetime Limited Warranty

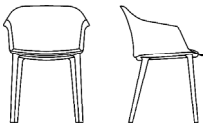
Dimensions

<p>Four Leg Frame</p> <p>Seat 17.5"D x 17.5"W x 18"H</p> <p>Back 13.25"H</p> <p>Overall 21.5"D x 22"W x 30.5"H</p>	<p>Upholstered Seat Pad Requirement</p> <p>COM .7 yards per one or two seats</p> <p>COL 7 sqft per seat</p>
--	---

Option Pricing

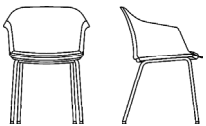
<p>Standard Powdercoat Finish</p> <p>PPC Premium Powdercoat Finish</p> <p>FG Felt Glide for FL-MT</p>	<p>NC</p> <p>\$200 NET (net charge per color per order)</p> <p>\$20</p>
---	---

COM/Grade A Grade B Grade C Grade D Grade E Grade F Grade G Grade H Leather COL



Poly Four Leg

140-FL-BLK	1	580										
141-FL-BLK	2	885	895	930	965	1010	1085	1145	1215	1175	930	
140-FL-GRY	1	580										
141-FLGRY	2	885	895	930	965	1010	1085	1145	1215	1175	930	



Metal Four Leg

140-FL-MT	3	655										
141-FL-MT	4	955	1000	1010	1045	1085	1155	1225	1290	1250	1010	

ATTUNE

Canadian Pricing

How to Build an Attune Swivel Product Number

142 - H4 - 1405 - SCR - PG-B

<p>Style</p> <p>142 Swivel Poly Shell Chair</p> <p>143 Swivel Poly Shell Chair with Upholstered Seat Pad</p>	<p>Base/Frame</p> <p>H4 High Four Swivel Base</p> <p>ST Five Star Swivel Tilt w/Height Adjustment</p>	<p>Poly Shell Colors</p> <p>1405 White</p> <p>1401 Black</p> <p>1402 Powder Blue</p> <p>1403 Greige</p> <p>1404 Teal</p> <p>1406 Pollen</p>	<p>H4 Metal Base Finish</p> <p>PAL Polished Aluminum</p>	<p>H4 Standard Powder Coats</p> <p>SCR Soft Chrome</p> <p>BLK Black Matte</p> <p>WHT White</p> <p>GMTL Gunmetal</p> <p>LBNZ Light Bronze</p> <p>MBNZ Medium Bronze</p> <p>DBNZ Dark Bronze</p> <p>BRS Brass</p>	<p>H4 Premium Powder Coats</p> <p>STN Stone</p> <p>LGB Light Grey Blue</p> <p>DGY Dark Grey</p> <p>LBL Light Blue</p> <p>AQU Aqua</p> <p>GRN Green</p> <p>YLW Yellow</p> <p>LRD Light Red</p>	<p>ST Swivel Tilt Base Options</p> <p>PAL Polished Aluminum</p> <p>BLK Black Matte</p>	<p>ST Swivel Tilt Mechanism Color</p> <p>BL Black - to match caster, under seat pan, or base</p> <p>GR Grey - to match caster or under seat pan</p>	<p>H4 Glide Options</p> <p>PG-B Plastic Glide Black</p> <p>PG-G Plastic Glide Black Grey</p> <p>FG-B Felt Glide Black</p> <p>FG-G Felt Glide Black Grey</p>	<p>ST Caster Options</p> <p>C2B Black Carpet Caster</p> <p>C2G Grey Carpet Caster</p> <p>C7B Chrome Caster with Black Tread</p> <p>C7G Chrome Caster with Grey Tread</p>
--	---	---	--	---	---	--	---	---	--

Features

- One piece poly bucket shell
- Optional upholstered seat pad
- Two swivel base options High Four and Five star swivel tilt
- ST swivel tilt has seat height adjustment
- Poly under seat pan will be grey for all poly shell colors except black
- ST swivel tilt mechanism is offered in black or grey - black to match under seat pan, base, or casters - grey to match under seat pan or casters
- GreenGuard Certified
- Meets ANSI/BIFMA Standards
- Lifetime Limited Warranty

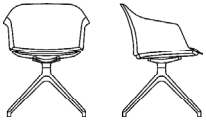
Dimensions

	High Four Swivel	Five Star Height Adjustable	Upholstered Seat Pad Requirement
Seat	17.5"D x 17.5"W x 17.5"H	Seat 17.5"D x 17.5"W x 16"- 21"H	COM .7 yards per one or two seats
Back	13.25"H	Back 13.25"H	COL 7 sqft per seat
Overall	21.5"D x 22"W x 30"H	Overall 26"D x 26"W x 28.75"- 33.75"H	
Base Dia.	28"	Base Dia. 26"	

Option Pricing

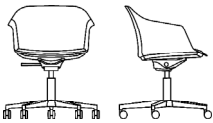
PAL	Polished aluminum	Standard
	Standard Powdercoat Finish	Standard
PPC	Premium Powdercoat Finish	\$260 NET (net charge per color per order)
FG	Felt Glide (H4 Base)	Standard
C2B	Carpet Caster Black	Standard
C2G	Carpet Caster Grey	NC
C7B	Chrome Caster with Black Tread	NC
C7G	Chrome Caster with Grey Tread	NC
PG-B	Plastic Glide Black	Standard
PG-G	Plastic Glide Grey	NC
FG-B	Felt Glide Black	\$25
FG-G	Felt Glide Grey	\$25

COM/Grade A Grade B Grade C Grade D Grade E Grade F Grade G Grade H Leather COL



High Four Swivel Base

142-H4	1	895										
143-H4	2	1190	1210	1235	1275	1315	1390	1455	1525	1485	1235	



Five Star Swivel Tilt w/ Height Adjustment

142-ST	3	965										
143-ST	4	1270	1280	1315	1350	1390	1470	1530	1600	1565	1315	

AXIS

Canadian Pricing

How to Build an Axis Product Number

514 - FL- CHR - NA - NAT - OAK - P3 7006 - P4 A7006/B6868 - PG

Style 514 Wood Shell 515 Wood Shell with Upholstered Seat Pad 516 Fully Upholstered	Premium Veneer Shell Clear Finish OAK Oak WEN Wenge WAL Walnut ZEB Zebra	Glide Option PG Plastic Glide FG Felt Glide MG Metal Glide
Frame Style FL Four Leg SL Cantilever Base	Maple Wood Shell Finish NAT Natural CHY Cherry WCH Warm Cherry MAH Mahogany ESP Espresso WLT Weathered Light WMD Weathered Medium WGR Weathered Grey WNT Walnut DWNT Dark Walnut 001 Black 999 Custom	Painted Wood Finish P3 Painted Shell 7006 White 7044 Stone 7035 Light Grey 7012 Dark Grey 8012 Dark Red 3016 Light Red 1032 Yellow 6011 Green 6033 Teal 6034 Aqua 5024 Light Blue 5014 Medium Blue 7040 Light Grey Blue
Frame Finish CHR Chrome SCR Soft Chrome BLK Black Matte WHT White LBNZ Light Bronze MBNZ Medium Bronze DBNZ Dark Bronze GMTL Gunmetal BRS Brass	Premium Powder Coats STN Stone LGB Light Grey Blue DGY Dark Grey LBL Light Blue AQU Aqua GRN Green YLW Yellow LRD Light Red	Painted Wood Finish P4 Two Tone Painted Shell Side A (sitting) Side B (outside) 7006 White 7044 Stone 7035 Light Grey 7012 Dark Grey 8012 Dark Red 3016 Light Red 1032 Yellow 6011 Green 6033 Teal 6034 Aqua 5024 Light Blue 5014 Medium Blue 7040 Light Grey Blue
Arm Style NA No Arms WA With Arms		

Features

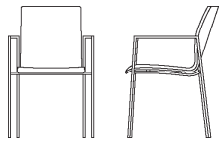
One Piece Wood Shell	Seat Pan Standard on Upholstered Model
Four Leg Tubular Frame, Cantilever Frame	Stacking Bumpers Standard on Wood Model
Four Leg Frame Available with Arms or Armless	GreenGuard Certified
Cantilever Frame with Arms Only	CAL 117 Standard, CAL 133 Optional
Cantilever Frame Does Not Stack	Meets ANSI/BIFMA Standards
Wood Shell FL Model Stacks 5 High on Floor, 8 High on Dolly	Lifetime Limited Warranty
Upholstered Shell Chair Model Stacks 4 High on Floor, 8 High on Dolly	

Dimensions

Four Leg Chair Seat 17"D x 17"W x 17.75"H Back 17"W x 17"H Arm 26.25"H Overall Armless 24"D x 19.5"W x 34.5"H Overall w/Arms 24"D x 22"W x 34.5"H	Cantilever Chair Seat 17"D x 17"W x 17.50"H Back 17"W x 17"H Arm 26.25"H Overall w/Arms 26"D x 22"W x 33"H
COM Fully Uph .125 yards (Arm Caps Only .12 yds) COM Seat Pad .7 yards per two	COM Fully Uph 1.25 yards (Arm Caps Only .12 yds) COM Seat Pad .7 yards per two
COL Fully Uph 23 sqft (Arm Caps Only 2 sqft) COL Seat Pad 13 sqft	COL Fully Uph 23 sqft (Arm Caps Only 2 sqft) COL Seat Pad 13 sqft

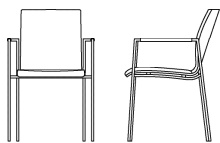
Option Pricing

F1	CAL 133 Compliance, Seat Only	\$65	SCR, CHR	As Priced
UAC1	Upholstered Arm Caps for Wood Model	\$125	Standard Powder Coat Finish Options -	
UAC2	Upholstered Arm Caps Upholstered Model	\$125	Specify Finish Option From Above - Add to Chrome price	\$105
P3	Painted Wood Finish -		Premium Powder Coat Finish Options -	
	Specify Paint Color Number From Above	\$70	Specify Finish Option From Above - Add to Chrome price	\$105
P4	Two Tone Painted Wood Shell -		PPC Premium Powder Coat Finish Upcharge -	
	Specify Paint Color Numbers From Above For Both Side A/B	\$100	Net Charge Per Color Per Order	\$260 NET
FG	Felt Glides (FL Frame Only)	\$25	OAK Oak Premium Veneer	\$180
MG	Metal Glides (FL Frame Only)	\$25	WAL Walnut Premium Veneer	\$180
999	Custom Wood Finish Option - Set Up Fee	\$295 NET	WEN Wenge Premium Veneer	\$180
ENG	Laser Engraving	\$50	ZEB Zebra Premium Veneer	\$180
514/FW	Storage Dolly, Four-Wheel (10 Chair Capacity)	\$685		



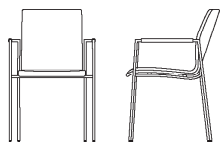
Wood Shell Four Leg Chair

514-FL-SCR-NA	Soft Chrome No Arm	815
514-FL-CHR-NA	Chrome No Arm	875
514-FL-SCR-WA	Soft Chrome With Arm	855
514-FL-CHR-WA	Chrome With Arm	930



Wood Shell with Upholstered Seat Pad Four Leg Chair

515-FL-SCR-NA	Soft Chrome No Arm	985	1000	1030	1055	1095	1155	1225	1275	1365	1020
515-FL-CHR-NA	Chrome No Arm	1050	1105	1095	1130	1170	1230	1285	1345	1425	1085
515-FL-SCR-WA	Soft Chrome with Arm	1020	1050	1055	1095	1130	1195	1250	1315	1400	1050
515-FL-CHR-WA	Chrome with Arm	1110	1105	1145	1190	1215	1275	1335	1390	1480	1135



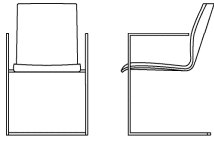
Fully Upholstered Four Leg Chair

516-FL-SCR-NA	Soft Chrome No Arm	1055	1105	1130	1210	1265	1370	1465	1570	1725	1125
516-FL-CHR-NA	Chrome No Arm	1135	1155	1195	1275	1325	1430	1530	1635	1790	1185
516-FL-SCR-WA	Soft Chrome with Arm	1110	1155	1170	1235	1290	1405	1500	1600	1765	1150
516-FL-CHR-WA	Chrome with Arm	1175	1210	1245	1325	1375	1485	1585	1685	1850	1235

AXIS CANTILEVER

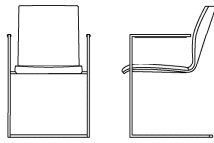
Canadian Pricing

COM/Grade A Grade B Grade C Grade D Grade E Grade F Grade G Grade H Leather COL



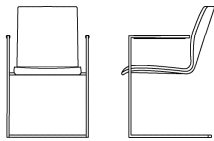
Wood Shell Cantilever Chair

514-SL-SCR-WA	Soft Chrome With Arm	1315
514-SL-CHR-WA	Chrome With Arm	1480



Wood Shell with Upholstered Seat Pad Cantilever Chair

515-SL-SCR-WA	Soft Chrome with Arms	1485	1525	1535	1580	1600	1680	1725	1785	1870	1525
515-SL-CHR-WA	Chrome with Arms	1660	1680	1700	1750	1770	1850	1905	1960	2040	1685



Fully Upholstered Cantilever Chair

516-SL-SCR-WA	Soft Chrome With Arm	1570	1630	1650	1705	1765	1880	1985	2085	2235	1630
516-SL-CHR-WA	Frame Chrome With Arm	1735	1785	1810	1885	1925	2050	2160	2245	2400	1790

AXIS FOUR LEG STOOL

Canadian Pricing

How to Build an Axis Four Leg Stool Product Number

517 - CH24 - CHR - NA - NAT - OAK - P3 7006 - PG

Style		Arm Style	Premium Veneer Shell	Glide Option
514	Wood Shell	NA No Arms	Clear Finish	PG Plastic Glide
515	Wood Shell with Upholstered Seat Pad	WA With Arms	OAK Oak	FG Felt Glide
516	Fully Upholstered		WEN Wenge	MG Metal Glide
517	Wood Shell Mid Back		WAL Walnut	
518	Wood Shell with Upholstered Seat Pad Mid Back		ZEB Zebra	
519	Fully Upholstered Mid Back			
Frame Style				
CH24FL Stool				
STL30FL Stool				
	Frame Finish			
	Standard Powder Coats	Maple Wood Shell Finish		Painted Wood Finish
	CHR Chrome	NAT Natural		P3 Painted Shell or
	SCR Soft Chrome	CHY Cherry		P4 Two Tone Painted Shell
	BLK Black Matte	WCH Warm Cherry		Side A (sitting)
	WHT White	MAH Mahogany		Side B (outside)
	GMTL Gunmetal	ESP Espresso		
	LBNZ Light Bronze	WLT Weathered Light	7006	White
	MBNZ Medium Bronze	WMD Weathered Medium	7044	Stone
	DBNZ Dark Bronze	WGR Weathered Grey	7035	Light Grey
	BRS Brass	WNT Walnut	7012	Dark Grey
	Premium Powder Coats	DWNT Dark Walnut	8012	Dark Red
	STN Stone	001 Black	3016	Light Red
	LGB Light Grey Blue	999 Custom	1032	Yellow
	DGY Dark Grey		6011	Green
	LBL Light Blue		6033	Teal
	AQU Aqua		6034	Aqua
	GRN Green		5024	Light Blue
	YLW Yellow		5014	Medium Blue
	LRD Light Red		7040	Light Grey Blue

Features

One Piece Wood Shell
Four Leg Tubular Frame
Four Leg Frame Available with Arms or Armless

GreenGuard Certified
CAL 117 Standard CAL 133 Optional
Meets ANSI/BIFMA Standards
Lifetime Limited Warranty

Dimensions

CH24 Stool		STL30 Stool	
Seat	17"D x 17"W x 24"H	Seat	17"D x 17"W x 30"H
Back	17"W x 17"H	Back	17"W x 17"H
Arm Height	32.25"H	Arm Height	38.25"H
Overall Armless	24"D x 19.5"W x 40.5"H	Overall Armless	24"D x 19.5"W x 46.5"H
Overall w/Arms	24"D x 22"W x 40.5"H	Overall w/Arms	24"D x 22"W x 46.5"H

CH24 Stool Mid Back		STL30 Stool Mid Back	
Seat	17"D x 17"W x 24"H	Seat	17"D x 17"W x 30"H
Back	17"W x 12.5"H	Back	17"W x 12.5"H
Arm Height	32.25"H	Arm Height	38.25"H
Overall Armless	24"D x 19.5"W x 36"H	Overall Armless	24"D x 19.5"W x 42"H
Overall w/Arms	24"D x 22"W x 36"H	Overall w/Arms	24"D x 22"W x 42"H

COM Fully Uph	1.25 yards (Arm Caps Only .12 yds)	COM Fully Uph	1.25 yards (Arm Caps Only .12 yds)
COM Seat Pad	.7 yards per two	COM Seat Pad	.7 yards per two
COL Fully Uph	23 sqft (Arm Caps Only 2 sqft)	COL Fully Uph	23 sqft (Arm Caps Only 2 sqft)
COL Seat Pad	13 sqft	COL Seat Pad	13 sqft


Option Pricing

F1	CAL 133 Compliance, Seat Only	\$65	SCR, CHR	As Priced
UAC1	Upholstered Arm Caps for Wood Model	\$125	Standard Powder Coat Finish Options -	
UAC2	Upholstered Arm Caps Upholstered Model	\$125	Specify Finish Option From Above - Add to Chrome price	\$105
P3	Painted Wood Finish -		Premium Powder Coat Finish Options -	
	Specify Paint Color Number From Above	\$70	Specify Finish Option From Above - Add to Chrome price	\$105
P4	Two Tone Painted Wood Shell -		PPC Premium Powder Coat Finish Upcharge -	
	Specify Paint Color Numbers From Above For Both Side A/B	\$100	Net Charge Per Color Per Order	\$260 NET
FG	Felt Glides (FL Frame Only)	\$25	OAK Oak Premium Veneer	\$180
MG	Metal Glides (FL Frame Only)	\$25	WNT Walnut Premium Veneer	\$180
999	Custom Wood Finish Option - Set Up Fee	\$295 NET	WEN Wenge Premium Veneer	\$180
ENG	Laser Engraving	\$50	ZEB Zebra Premium Veneer	\$180

AXIS FOUR LEG STOOL MID BACK


Canadian Pricing

COM/Grade A Grade B Grade C Grade D Grade E Grade F Grade G Grade H Leather COL




24 in. Four Leg Wood Shell Stool Mid

517-CH24FL-SCR-NA	Soft chrome, no arms	1070
517-CH24FL-CHR-NA	Chrome, no arms	1245
517-CH24FL-SCR-WA	Soft chrome, w/arms	1110
517-CH24FL-CHR-WA	Chrome, w/arms	1265



24 in. Four Leg Wood Shell with Upholstered Seat Pad Stool Mid Back

518-CH24FL-SCR-NA	Soft chrome, no arms	1245	1260	1290	1330	1365	1430	1485	1535	1630	1275
518-CH24FL-CHR-NA	Chrome, no arms	1425	1420	1470	1505	1535	1600	1665	1720	1800	1455
518-CH24FL-SCR-WA	Soft chrome, w/arms	1265	1260	1305	1335	1375	1435	1500	1565	1650	1290
518-CH24FL-CHR-WA	Chrome, w/arms	1445	1470	1485	1525	1565	1620	1685	1735	1820	1470



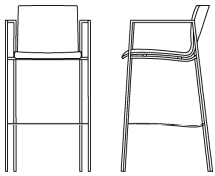
24 in. Four Leg Fully Upholstered Stool Mid Back

519-CH24FL-SCR-NA	Soft chrome, no arms	1330	1365	1400	1470	1510	1635	1735	1845	1985	1385
519-CH24FL-CHR-NA	Chrome, no arms	1505	1525	1580	1650	1690	1810	1905	2005	2165	1565
519-CH24FL-SCR-WA	Soft chrome, w/arms	1370	1420	1430	1505	1565	1670	1770	1870	2035	1425
519-CH24FL-CHR-WA	Chrome, w/arms	1525	1575	1590	1670	1705	1825	1925	2035	2185	1580

AXIS FOUR LEG STOOL

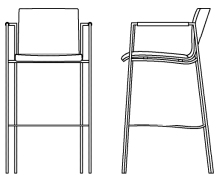
Canadian Pricing

COM/Grade A Grade B Grade C Grade D Grade E Grade F Grade G Grade H Leather COL



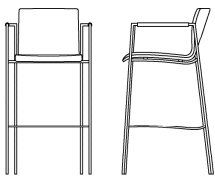
30 in. Four Leg Wood Shell Stool Mid Back

517-STL30FL-SCR-NA	Soft chrome, no arms	1070
517-STL30FL-CHR-NA	Chrome, no arms	1245
517-STL30FL-SCR-WA	Soft chrome, w/arms	1110
517-STL30FL-CHR-WA	Chrome, w/arms	1265



30 in. Four Leg Wood Shell with Upholstered Seat Pad Stool Mid Back

518-STL30FL-SCR-NA	Soft chrome, no arms	1245	1260	1290	1330	1365	1430	1485	1535	1630	1275
518-STL30FL-CHR-NA	Chrome, no arms	1425	1420	1470	1505	1535	1600	1665	1720	1800	1455
518-STL30FL-SCR-WA	Soft chrome, w/arms	1265	1260	1305	1335	1375	1435	1500	1565	1650	1290
518-STL30FL-CHR-WA	Chrome, w/arms	1445	1470	1485	1525	1565	1620	1685	1735	1820	1470



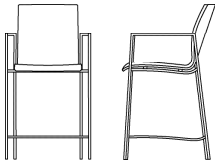
30 in. Four Leg Fully Upholstered Stool Mid Back

519-STL30FL-SCR-NA	Soft chrome, no arms	1330	1365	1400	1470	1510	1635	1735	1845	1985	1385
519-STL30FL-CHR-NA	Chrome, no arms	1505	1525	1580	1650	1690	1810	1905	2005	2165	1565
519-STL30FL-SCR-WA	Soft chrome, w/arms	1370	1420	1430	1505	1565	1670	1770	1870	2035	1425
519-STL30FL-CHR-WA	Chrome, w/arms	1525	1575	1590	1670	1705	1825	1925	2035	2185	1580

AXIS FOUR LEG STOOL

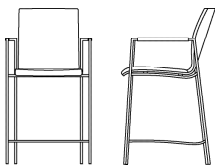
Canadian Pricing

COM/Grade A Grade B Grade C Grade D Grade E Grade F Grade G Grade H Leather COL



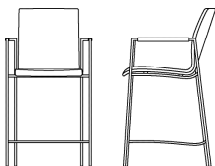
24 in. Four Leg Wood Shell Stool

514-CH24FL-SCR-NA	Soft chrome, no arms	1070
514-CH24FL-CHR-NA	Chrome, no arms	1245
514-CH24FL-SCR-WA	Soft chrome, w/arms	1110
514-CH24FL-CHR-WA	Chrome, w/arms	1265



24 in. Four Leg Wood Shell with Upholstered Seat Pad Stool

515-CH24FL-SCR-NA	Soft chrome, no arms	1245	1260	1290	1330	1365	1430	1485	1535	1630	1275
515-CH24FL-CHR-NA	Chrome, no arms	1425	1420	1470	1505	1535	1600	1665	1720	1800	1455
515-CH24FL-SCR-WA	Soft chrome, w/arms	1265	1260	1305	1335	1375	1435	1500	1565	1650	1290
515-CH24FL-CHR-WA	Chrome, w/arms	1445	1470	1485	1525	1565	1620	1685	1735	1820	1470




24 in. Fully Four Leg Upholstered Stool

516-CH24FL-SCR-NA	Soft chrome, no arms	1330	1365	1400	1470	1510	1635	1735	1845	1985	1385
516-CH24FL-CHR-NA	Chrome, no arms	1505	1525	1580	1650	1690	1810	1905	2005	2165	1565
516-CH24FL-SCR-WA	Soft chrome, w/arms	1370	1420	1430	1505	1565	1670	1770	1870	2035	1425
516-CH24FL-CHR-WA	Chrome, w/arms	1525	1575	1590	1670	1705	1825	1925	2035	2185	1580

AXIS FOUR LEG STOOL


Canadian Pricing

COM/Grade A Grade B Grade C Grade D Grade E Grade F Grade G Grade H Leather COL




30 in. Four Leg Wood Shell Stool

514-STL30FL-SCR-NA	Soft chrome, no arms	1070
514-STL30FL-CHR-NA	Chrome, no arms	1245
514-STL30FL-SCR-WA	Soft chrome, w/arms	1110
514-STL30FL-CHR-WA	Chrome, w/arms	1265



30 in. Four Leg Wood Shell with Upholstered Seat Pad Stool

515-STL30FL-SCR-NA	Soft chrome, no arms	1245	1260	1290	1330	1365	1430	1485	1535	1630	1275
515-STL30FL-CHR-NA	Chrome, no arms	1425	1420	1470	1505	1535	1600	1665	1720	1800	1455
515-STL30FL-SCR-WA	Soft chrome, w/arms	1265	1260	1305	1335	1375	1435	1500	1565	1650	1290
515-STL30FL-CHR-WA	Chrome, w/arms	1445	1470	1485	1525	1565	1620	1685	1735	1820	1470



30 in. Four Leg Fully Upholstered Stool

516-STL30FL-SCR-NA	Soft chrome, no arms	1330	1365	1400	1470	1510	1635	1735	1845	1985	1385
516-STL30FL-CHR-NA	Chrome, no arms	1505	1525	1580	1650	1690	1810	1905	2005	2165	1565
516-STL30FL-SCR-WA	Soft chrome, w/arms	1370	1420	1430	1505	1565	1670	1770	1870	2035	1425
516-STL30FL-CHR-WA	Chrome, w/arms	1525	1575	1590	1670	1705	1825	1925	2035	2185	1580

AXIS SLED FRAME STOOL

Canadian Pricing

How to Build an Axis Sled Frame Stool Product Number

517 - CH24 - CHR - NA - NAT - OAK - P3 7006 - FG

Style	Frame Style	Frame Finish	Arm Style	Premium Veneer Shell	Glide Option
514 Wood Shell	CH24SL Stool	Standard Powder Coats	NA No Arms	Clear Finish	FG Felt Glide
515 Wood Shell with Upholstered Seat Pad	STL30SL Stool	CHR Chrome		OAK Oak	
516 Fully Upholstered		SCR Soft Chrome		WEN Wenge	
517 Wood Shell Mid Back		BLK Black Matte	Maple Wood Shell Finish	WAL Walnut	
518 Wood Shell with Upholstered Seat Pad Mid Back		WHT White	NAT Natural	ZEB Zebra	
519 Fully Upholstered Mid Back		GMTL Gunmetal	CHY Cherry		Painted Wood Finish
		LBNZ Light Bronze	WCH Warm Cherry		P3 Painted Shell or
		MBNZ Medium Bronze	MAH Mahogany		P4 Two Tone Painted Shell
		DBNZ Dark Bronze	ESP Espresso		Side A (sitting)
		BRS Brass	WLT Weathered Light	7006 White	Side B (outside)
		Premium Powder Coats	WMD Weathered Medium	7044 Stone	
		STN Stone	WGR Weathered Grey	7035 Light Grey	
		LGB Light Grey Blue	WNT Walnut	7012 Dark Grey	
		DGY Dark Grey	DWNT Dark Walnut	8012 Dark Red	
		LBL Light Blue	001 Black	3016 Light Red	
		AQU Aqua	999 Custom	1032 Yellow	
		GRN Green		6011 Green	
		YLW Yellow		6033 Teal	
		LRD Light Red		6034 Aqua	
				5024 Light Blue	
				5014 Medium Blue	
				7040 Light Grey Blue	

Features

One Piece Wood Shell Sled Frame	CAL 117 Standard CAL 133 Optional
GreenGuard Certified	Meets ANSI/BIFMA Standards
	Lifetime Limited Warranty

Dimensions

CH24 Stool	STL30 Stool
Seat 17"D x 17"W x 24"H	Seat 17"D x 17"W x 30"H
Back 17"W x 17"H	Back 17"W x 17"H
Overall Armless 22"D x 19.5"W x 40.5"H	Overall Armless 22"D x 19.5"W x 46.5"H

CH24 Stool Mid Back	STL30 Stool Mid Back
Seat 17"D x 17"W x 24"H	Seat 17"D x 17"W x 30"H
Back 17"W x 12.5"H	Back 17"W x 12.5"H
Overall Armless 22"D x 19.5"W x 36"H	Overall Armless 22"D x 19.5"W x 42"H

COM Fully Upholstered 1.25 yards (Arm Caps Only .12 yds)	COM Fully Upholstered 1.25 yards (Arm Caps Only .12 yds)
COM Seat Pad .7 yards per two	COM Seat Pad .7 yards per two

COL Fully Upholstered 23 sqft (Arm Caps Only 2 sqft)	COL Fully Upholstered 23 sqft (Arm Caps Only 2 sqft)
COL Seat Pad 13 sqft	COL Seat Pad 13 sqft


Option Pricing

F1 CAL 133 Compliance, Seat Only	\$65	ENG Laser Engraving	\$50
UAC1 Upholstered Arm Caps for Wood Model	\$125	Standard Powder Coat Finish Options -	
UAC2 Upholstered Arm Caps Upholstered Model	\$125	Specify Finish Option From Above - Add to Chrome price \$105	
P3 Painted Wood Finish -		Premium Powder Coat Finish Options -	
Specify Paint Color Number From Above	\$70	Specify Finish Option From Above - Add to Chrome price \$105	
P4 Two tone Painted Wood Shell -		PPC Premium Powder Coat Finish Upcharge -	
Specify Paint Color Number From Above for both Side A/B	\$100	Net Charge Per Color Per Order	\$260 NET
FG Felt Glides	\$25	OAK Oak Premium Veneer	\$180
999 Custom Wood Finish Option - Set up Fee	\$295 Net	WNT Walnut Premium Veneer	\$180
		WEN Wenge Premium Veneer	\$180
		ZEB Zebra Premium Veneer	\$180

AXIS SLED FRAME STOOL


Canadian Pricing

COM/Grade A Grade B Grade C Grade D Grade E Grade F Grade G Grade H Leather COL




24 in. Sled Frame Wood Shell Stool Mid Back

517-CH24SL-CHR-NA	Chrome, no arms	1085
-------------------	-----------------	------



24 in. Sled Frame Wood Shell with Upholstered Seat Pad Stool Mid Back

518-CH24SL-CHR-NA	Chrome, no arms	1270	1315	1410	1465	1525	1680	1810	1950	2040	1445
-------------------	-----------------	------	------	------	------	------	------	------	------	------	------




24 in. Sled Frame Fully Upholstered Stool Mid Back

519-CH24SL-CHR-NA	Chrome, no arms	1325	1365	1480	1505	1580	1735	1870	2005	2090	1490
-------------------	-----------------	------	------	------	------	------	------	------	------	------	------

AXIS SLED FRAME STOOL


Canadian Pricing

COM/Grade A Grade B Grade C Grade D Grade E Grade F Grade G Grade H Leather COL




30 in. Sled Frame Wood Shell Stool Mid Back

517-STL30SL-CHR-NA	Chrome, no arms	1155
--------------------	-----------------	------



30 in. Sled Frame Wood Shell with Upholstered Seat Pad Stool Mid Back

518-STL30SL-CHR-NA	Chrome, no arms	1430	1470	1585	1610	1685	1845	1980	2105	2200	1600
--------------------	-----------------	------	------	------	------	------	------	------	------	------	------




30 in. Sled Frame Fully Upholstered Stool Mid Back

519-STL30SL-CHR-NA	Chrome, no arms	1480	1525	1635	1670	1750	1900	2035	2170	2260	1660
--------------------	-----------------	------	------	------	------	------	------	------	------	------	------

AXIS SLED FRAME STOOL


Canadian Pricing

COM/Grade A Grade B Grade C Grade D Grade E Grade F Grade G Grade H Leather COL




24 in. Sled Frame Wood Shell Stool

514-CH24SL-CHR-NA	Chrome, no arms	1010
-------------------	-----------------	------



24 in. Sled Frame Wood Shell with Upholstered Seat Pad Stool

515-CH24SL-CHR-NA	Chrome, no arms	1270	1315	1410	1465	1525	1680	1810	1950	2040	1445
-------------------	-----------------	------	------	------	------	------	------	------	------	------	------




24 in. Sled Frame Fully Upholstered Stool

516-CH24SL-CHR-NA	Chrome, no arms	1325	1365	1480	1505	1580	1735	1870	2005	2090	1490
-------------------	-----------------	------	------	------	------	------	------	------	------	------	------

AXIS SLED FRAME STOOL


Canadian Pricing

COM/Grade A Grade B Grade C Grade D Grade E Grade F Grade G Grade H Leather COL




30 in. Sled Frame Wood Shell

514-STL30SL-CHR-NA	Chrome, no arms	1155
--------------------	-----------------	------



30 in. Sled Frame Wood Shell with Upholstered Seat Pad Stool

515-STL30SL-CHR-NA	Chrome, no arms	1430	1470	1585	1610	1685	1845	1980	2105	2200	1600
--------------------	-----------------	------	------	------	------	------	------	------	------	------	------



30 in. Sled Frame Fully Upholstered Stool

516-STL30SL-CHR-NA	Chrome, no arms	1480	1525	1635	1670	1750	1900	2035	2170	2260	1660
--------------------	-----------------	------	------	------	------	------	------	------	------	------	------

BEYOND

Canadian Pricing

How to Build a Beyond Product Number

945 - WDL - CHR - OAK - NAT - P37006

Style				P3	Painted Shell
945	Upholstered			7006	White
946	Channel Stitch			7044	Stone
947	Tufted Cushion			7035	Light Grey
				7045	Medium Grey
				7012	Dark Grey
				8012	Dark Red
				3016	Light Red
				1032	Yellow
				6011	Green
				6033	Teal
				6034	Aqua
				5024	Light Blue
				5014	Medium Blue
				7040	Light Grey Blue
Leg/Base Style		Premium Veneer Shell	Oak Shell Finish Option		
WDL	Wood Leg	Clear Finish	Wood Finish for Oak Shells		
SWV	Four Star Swivel	OAK	Only		
		WEN	NAT	Natural	
		WAL	CHY	Cherry	
		ZEB	WCH	Warm Cherry	
		PAL	MAH	Mahogany	
			ESP	Espresso	
			WLT	Weathered Light	
			WMD	Weathered Medium	
			WGR	Weathered Grey	
			WNT	Walnut	
			DWNT	Dark Walnut	
			001	Black	
			999	Custom	
Metal Finish for Swivel Base					
PAL	Polished Aluminum				
SCR	Soft Chrome				
BLK	Black Matte				
WHT	White				
LBNZ	Light Bronze				
MBNZ	Medium Bronze				
DBNZ	Dark Bronze				
GMTL	Gunmetal				
BRS	Brass				

Features

- Three Upholstery Styles
- Plain and Channel Stitched Styles available with Fully Upholstered Shell Option
- Two Base Options
- Premium Veneers Have Clear Coat Finish
- Standard Wood and Custom Finishes Available on Oak Premium Veneer
- Birch Wood Leg Finish to Compliment Chair Shell
- Birch Wood Leg Standard with PG Plastic Glide
- FG Felt Glides Optional
- Four Star Swivel Base
- Four Star Swivel Base has Plastic Glides
- CAL 117 Standard, CAL 133 Compliance Optional
- GreenGuard Certified
- Meets ANSI/BIFMA Standards
- Lifetime Limited Warranty

Dimensions

Wood Leg Chair		Swivel Chair	
Seat	19.75"D x 18"W x 17"H	Seat	19.75"D x 18"W x 18"H
Seat w/Tufted Cushion	19.75"D x 18"W x 18"H	Seat w/Tufted Cushion	19.75"D x 18"W x 19"H
Back	21"H	Back	21"H
Overall	32"D x 31.5"W x 37"H	Overall	32"D x 31.5"W x 38"H
		Fully Upholstered and Channel Stitch Styles	
Wood Shell Upholstered and Channel Stitch Styles		C.O.M	4 yards
C.O.M	2 yards	C.O.L.	72 sqft
C.O.L.	40 sqft		
Wood Shell Tufted Cushion Style			
C.O.M	3 yards		
C.O.L.	54 sqft		


Option Pricing

Palisander Veneer Option	\$205
F2 CAL 133 Compliance, Seat and Back	\$205
FG-SWV Felt Glides SWV Base	\$25
FG-WDL Felt Glides WDL Base	\$25
999 Custom Wood Finish Option - Per order Per Color	\$295 NET
P3 Painted Shell	\$105

BEYOND

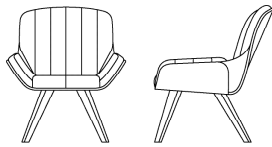
Canadian Pricing

COM/Grade A Grade B Grade C Grade D Grade E Grade F Grade G Grade H Leather COL



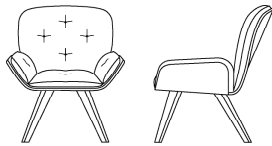
Upholstered
Premium Veneer Shell
Wood Legs

945-WDL-OAK 3585 3625 3785 3820 3900 4090 4240 4405 5025 3745



Channel Stitch
Premium Veneer Shell
Wood Legs

945-WDL-OAK 3585 3625 3785 3820 3900 4090 4240 4405 5025 3745



Tufted Cushion
Premium Veneer Shell
Wood Legs

947-WDL-OAK 3790 3940 4125 4230 4470 4745 4980 5710 5795 4090



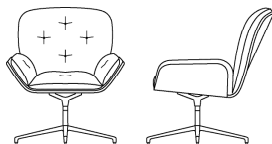
Upholstered
Premium Veneer Shell
Four Star Swivel Base

945-SWV-OAK 3770 3835 3970 4010 4090 4285 4435 4590 5205 3925



Channel Stitch
Premium Veneer Shell
Four Star Swivel Base

945-SWV-OAK 3770 3835 3970 4010 4090 4285 4435 4590 5205 3925



Tufted Cushion
Premium Veneer Shell
Four Star Swivel Base

947-SWV-OAK 3965 4095 4305 4410 4645 4925 5160 5895 5970 4270


Leather Pricing

Leather Prices published in this Price Book are for our Stock Leather "MAMMUT" by Wollsdorf Leather in the colors
25599 Black
25519 Pewter
35062 Charcoal
Other leathers can be quoted by Customer Service

BEYOND FULLY UPHOLSTERED SHELL

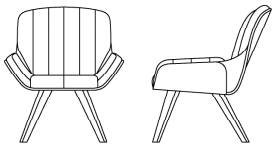
Canadian Pricing

COM/Grade A Grade B Grade C Grade D Grade E Grade F Grade G Grade H Leather COL



Upholstered
Wood Legs

945U-WDL	3800	3835	3985	4020	4100	4285	4420	4560	5795	3945
----------	------	------	------	------	------	------	------	------	------	------



Channel Stitch
Wood Legs

945U-WDL	3800	3835	3985	4020	4100	4285	4420	4560	5795	3945
----------	------	------	------	------	------	------	------	------	------	------



Upholstered
Four Star Swivel Base

945U-SWV	3985	4045	4180	4205	4280	4465	4605	4755	5965	4125
----------	------	------	------	------	------	------	------	------	------	------



Channel Stitch
Four Star Swivel Base

945U-SWV	3985	4045	4180	4205	4280	4465	4605	4755	5965	4125
----------	------	------	------	------	------	------	------	------	------	------

BØTTE

Canadian Pricing

How to Build a Bøtte Product Number

340 - FL - CHR - NAT - OAK - P3 7006 - PG

<p>Style _____</p> <p>340 Maple Wood Shell, Uph Seat</p> <p>341 Premium Veneer Shell, Uph Seat</p> <p>342 Maple Wood Shell w/Inner Back Pad, Uph Seat</p> <p>343 Premium Veneer Shell w/Inner Back Pad, Uph Seat</p> <p>344 Fully Upholstered—Not all textiles are suitable for this option. Please contact Customer Service for more information</p>	<p>Maple Wood Shell Finish</p> <p>NAT Natural</p> <p>CHY Cherry</p> <p>WCH Warm Cherry</p> <p>MAH Mahogany</p> <p>ESP Espresso</p> <p>WLT Weathered Light</p> <p>WMD Weathered Medium</p> <p>WGR Weathered Grey</p> <p>WNT Walnut</p> <p>DWNT Dark Walnut</p> <p>999 Custom</p> <p>001 Black</p>	<p>Glide Option</p> <p>PG Plastic Glide</p> <p>MG Metal Glide</p> <p>FG Felt Glide</p> <p>Painted Wood Finish</p> <p>P3 Painted Shell</p> <p>7006 White</p> <p>7044 Stone</p> <p>7035 Light Grey</p> <p>7012 Dark Grey</p> <p>8012 Dark Red</p> <p>3016 Light Red</p> <p>1032 Yellow</p> <p>6011 Green</p> <p>6033 Teal</p> <p>6034 Aqua</p> <p>5024 Light Blue</p> <p>5014 Medium Blue</p> <p>7040 Light Grey Blue</p> <p>Premium Veneer Shell Clear Finish</p> <p>OAK Oak</p> <p>WEN Wenge</p> <p>WAL Walnut</p> <p>ZEB Zebra</p>
<p>Frame Style _____</p> <p>FL Four Leg frame</p>	<p>Frame Finish</p> <p>Standard Powder Coats</p> <p>CHR Chrome</p> <p>SCR Soft Chrome</p> <p>BLK Black Matte</p> <p>WHT White</p> <p>GMTL Gunmetal</p> <p>LBNZ Light Bronze</p> <p>MBNZ Medium Bronze</p> <p>DBNZ Dark Bronze</p> <p>BRS Brass</p> <p>Premium Powder Coats</p> <p>STN Stone</p> <p>LGB Light Grey Blue</p> <p>DGY Dark Grey</p> <p>LBL Light Blue</p> <p>AQU Aqua</p> <p>GRN Green</p> <p>YLW Yellow</p> <p>LRD Light Red</p>	

Features

Two Wood Options—Maple or Premium Veneers
 CAL 117-2013 Standard, CAL 133 Optional
 Meets ANSI/BIFMA Standards
 GreenGuard Certified
 Lifetime Limited Warranty

Dimensions

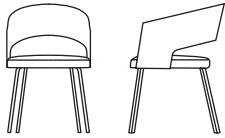
Seat 19"D x 20.5"W x 17.75"H
 Back 20.5"W x 13.75"H
 Overall 23"D x 23"W x 31"H

<p>C.O.M</p> <p>Uph Seat .75 yards for one seat, .9 yards for two seats</p> <p>Uph Seat & Back Pad 1.5 yards</p> <p>Fully Uph Seat & Back 2.5 yards</p>	<p>C.O.L</p> <p>Uph Seat 13.5 sqft</p> <p>Uph Seat & Back Pad 24.66 sqft</p> <p>Fully Uph Seat & Back 39.6 sqft</p>
---	---

Option Pricing

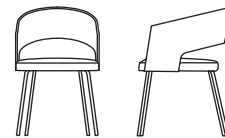
P3	Painted Wood Finish - Specify Paint Color Number From Above	\$75
F1	CAL 133 Compliance, Seat Only*	\$65
F2	CAL 133 Compliance, Seat and Back	\$80
XFS	1/2" Extra Foam For Seat	\$40
CHR	Chrome Frame	N/C
	Standard Powder Coat Finish Options - Specify Finish Option From Above - Add to Chrome price	\$90
	Premium Powder Coat Finish Options - Specify Finish Option From Above - Add to Chrome price	\$90
PPC	Premium Powder Coat Finish Upcharge - Net Charge Per Color Per Order	\$260 NET
MG	Metal Glides	\$25
FG	Felt Glides	\$25
999	Custom Wood Finish Option - Set Up Fee	\$295 NET

COM/Grade A Grade B Grade C Grade D Grade E Grade F Grade G Grade H Leather COL




Wood Shell Uph Seat
Four Leg Base

340-FL	Maple shell	1270	1315	1350	1370	1390	1465	1530	1580	1720	1335
341-FL	Premium Veneer shell	1405	1420	1485	1500	1530	1605	1665	1720	1865	1470



Wood Shell Uph Seat w/Back Pad
Four Leg Base

342-FL	Maple shell w/pad	1610	1680	1735	1770	1820	1950	2060	2165	2425	1720
343-FL	Premium Veneer shell	1780	1840	1900	1945	1985	2115	2225	2335	2585	1885



Fully Upholstered
Four Leg Base

344-FL	Fully Upholstered	1490	1575	1680	1720	1800	1985	2160	2305	2770	1665
--------	-------------------	------	------	------	------	------	------	------	------	------	------

BØTTE SWIVEL

Canadian Pricing

How to Build a Bøtte Swivel Product Number

340 - ST - B2 - NAT - OAK - P3 7006 - C1

<p>Style _____</p> <p>340 Maple Wood Shell, Uph Seat</p> <p>341 Premium Veneer Shell, Uph Seat</p> <p>342 Maple Wood Shell w/Inner Back Pad, Uph Seat</p> <p>343 Premium Veneer Shell w/Inner Back Pad, Uph Seat</p> <p>344 Fully Upholstered—Not all textiles are suitable for this option. Please contact Customer Service for more information</p> <p>Mechanism _____</p> <p>ST Swivel Tilt (Five Star Base Only)</p> <p>Base Styles _____</p> <p>B2 Plastic Five Star Base</p> <p>B4 Polished Aluminum Five Star Base</p> <p>B5 Soft Chrome Five Star Base</p>	<p>Premium Veneer Shell</p> <p>Clear Finish</p> <p>OAK Oak</p> <p>WEN Wenge</p> <p>WAL Walnut</p> <p>ZEB Zebra</p> <p>Maple Wood Shell Finish</p> <p>NAT Natural</p> <p>CHY Cherry</p> <p>WCH Warm Cherry</p> <p>MAH Mahogany</p> <p>ESP Espresso</p> <p>WLT Weathered Light</p> <p>WMD Weathered Medium</p> <p>WGR Weathered Grey</p> <p>WNT Walnut</p> <p>DWNT Dark Walnut</p> <p>999 Custom</p> <p>001 Black</p>	<p>P3 Painted Wood Shell</p> <p>7006 White</p> <p>7044 Stone</p> <p>7035 Light Grey</p> <p>7012 Dark Grey</p> <p>8012 Dark Red</p> <p>3016 Light Red</p> <p>1032 Yellow</p> <p>6011 Green</p> <p>6033 Teal</p> <p>6034 Aqua</p> <p>5024 Light Blue</p> <p>5014 Medium Blue</p> <p>7040 Light Grey Blue</p>	<p>Caster Option</p> <p>C1 Hard Floor Casters</p> <p>C2 Carpet Casters (standard)</p> <p>C2G Carpet Casters, Grey</p>
--	---	--	---

Features

Two Wood Options—Maple or Premium Veneers
 CAL 117-2013 Standard, CAL 133 Optional
 Meets ANSI/BIFMA Standards
 GreenGuard Certified
 Lifetime Limited Warranty

Swivel and Swivel Tilt Chair Dimensions

Seat 19"D x 20.5"W x 16.5"-20.5"H
 Back 20.5"W x 13.75"H
 Overall 23"D x 23"W x 29"-33"H

<p>C.O.M</p> <p>Uph Seat .75 yards for one seat, .9 yards for two seats</p> <p>Uph Seat & Back Pad 1.5 yards</p> <p>Fully Uph Seat & Back 2.5 yards</p>	<p>C.O.L</p> <p>Uph Seat 13.5 sqft</p> <p>Uph Seat & Back Pad 24.66 sqft</p> <p>Fully Uph Seat & Back 39.6 sqft</p>
---	---

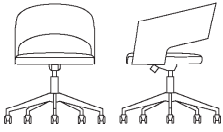
Option Pricing

B4	Polished Aluminum Five Star base	\$175
B5	Soft Chrome Five Star base	\$115
P3	Painted Wood Finish - Specify Paint Color Number From Above	\$70
F1	CAL 133 Compliance, Seat Only	\$65
F2	CAL 133 Compliance, Seat and Back	\$80
XFS	1/2" Extra Foam For Seat	\$40
C1	Hard Floor Casters	\$40
C2G	Carpet Casters, Grey	N/C
999	Custom Wood Finish Option - Set Up Fee	\$295 NET

BØTTE SWIVEL

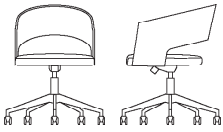
Canadian Pricing

COM/Grade A Grade B Grade C Grade D Grade E Grade F Grade G Grade H Leather COL



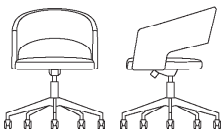
Wood Shell Upholstered Seat
Five Star Base

340-ST-B2	Maple Wood Shell	1365	1365	1435	1445	1485	1555	1610	1670	1800	1425
341-ST-B2	Premium Veneer shell	1525	1525	1600	1610	1650	1720	1780	1845	1970	1585



Wood Shell with Upholstered Seat w/Back Pad
Five Star Base

342-ST-B2	Maple Wood Shell	1725	1785	1865	1885	1945	2065	2170	2280	2540	1850
343-ST-B2	Premium Veneer shell	1890	1945	2015	2060	2100	2235	2340	2445	2700	2000



Fully Upholstered
Five Star Base

344-ST	Fully Upholstered	1555	1630	1750	1790	1885	2070	2245	2405	2840	1725
--------	-------------------	------	------	------	------	------	------	------	------	------	------

CACHE

Canadian Pricing

How to Build a Cache Number

761 - FL - WA-SAB - NAT or P17006 - BLK - PG - ENG

Style	
761	Cache In fully upholstered
762	Cache In finished wood
763	Cache In uph seat/wood back
764	Cache In uph seat/wood back/uph pad
765	Cache Out fully upholstered
766	Cache Out finished wood
767	Cache Out uph seat/wood back
768	Cache Out uph seat/wood back/uph pad
780	Cache Straight fully upholstered
781	Cache Straight finished wood
782	Cache Straight uph seat/wood back
783	Cache Straight uph seat/wood back/uph pad

Frame Style	
FL	Four Leg
CS	With Carpet Casters
WS	Wall Saver Four Leg Frame
SL	Sled

Arm Style	
NA	No Arms
WA-CAB	Cache Arm Black
WA-CAG	Cache Arm Grey
WA-SAB	Straight Arm Black
WA-SAG	Straight Arm Grey

Wood Finish	
NAT	Natural
CHY	Cherry
WCH	Warm Cherry
MAH	Mahogany
ESP	Espresso
WLT	Weathered Light
WMD	Weathered Medium
WGR	Weathered Grey
WNT	Walnut
DWNT	Dark Walnut
999	Custom
001	Black

Painted Wood Finish	
P1	Painted Back
P2	Painted Seat & Back

7006	White
7044	Stone
7035	Light Grey
7012	Dark Grey
8012	Dark Red
3016	Light Red
1032	Yellow
6011	Green
6033	Teal
6034	Aqua
5024	Light Blue
5014	Medium Blue
7040	Light Grey Blue

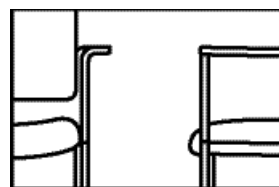
Laser Engraving	
	Glide / Caster Style
PG	Plastic Glide(Std)
MG	Metal Glide
FG	Felt Glide
RS	Rubber Sleeve
C1	Hard Floor Caster
C2	Carpet Caster

Frame Finish	
	Standard Powder Coat Finishes
CHR	Chrome
SCR	Soft Chrome
BLK	Black Matte
WHT	White
LBNZ	Light Bronze
MBNZ	Medium Bronze
DBNZ	Dark Bronze
GMTL	Gunmetal
BRS	Brass

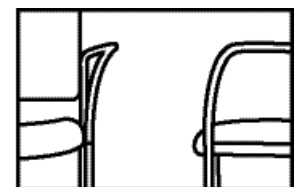
Premium Powder Coat Finishes	
STN	Stone
LGB	Light Grey Blue
DGY	Dark Grey
LBL	Light Blue
AQU	Aqua
GRN	Green
YLW	Yellow
LRD	Light Red

Features

- Three Back Shapes—Cache In, Out, or Straight
- Seat and Back, Fully Upholstered, All Wood or Combination
- Eleven Standard Wood Finishes and Thirteen Standard Painted Wood Finishes
- Four Leg Frame Standard—Wall Saver, Caster, and Sled Frames Optional
- Caster Frame and Sled Frames are Non-Stacking
- Four Leg Chairs Stack Five High on the Floor, Ten High on the Dolly
- Wood Backs Solid as Standard. Perforations on Cache Out or Line Cut on Cache In available.
- Frame Finish options are Chrome, Eight Standard Powder Coat Finishes and Eight Premium Powder Coat Finishes
- Cache and Straight Arm style options in both Black and Grey
- CAL117-2013 Standard, CAL133 Optional
- Meets ANSI/BIFMA Standards
- GREENGUARD Certified
- Lifetime Limited Warranty



Straight Arm



Cache Arm

Dimensions

Cache In -Cache Out

Seat	18.5D x 17.5W x 18H
Back	17H x 17.5W
Arm Height	25.5
Overall Size	22.5W x 22.5D x 35 19.5W armless

Cache Straight

Seat	18.5D x 17.5W x 18H
Back	13.25H x 17.5W
Arm Height	25.5
Overall Size	22.5W x 22.5D x 31.25H 19.5W armless 22.75W straight arm style

COM	Fully Upholstered	1.2 yards
	Seats Only	.8 yds per 2 seats
	Backs Only	.6 yds per one back

COL	Fully Upholstered	20 sqft
	Seats Only	7 sqft

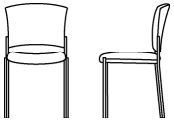
Option Pricing

750/IGC	Integrated Ganging Connector (Set) for Armless Chairs	\$60
750/IGA	Integrated Ganging Connector (Set) for Arm Chairs	\$60
750/DL	Transport Dolly, Two-Wheel (6 Chair Capacity)	\$685
750-FW	Storage Dolly, Four-Wheel (10 Chair Capacity)	\$715
SCR	Soft Chrome Powder Coat Frame Finish (Same as BLK Price)	N/C
	Standard Powder Coat Finish Options -	
	Specify Finish Option From Above - Upcharge Over Black	\$105
	Premium Powder Coat Finish Options -	
	Specify Finish Option From Above - Upcharge Over Black	\$105
PPC	Premium Powder Coat Finish Upcharge - Net Charge Per Color Per Order	\$260 NET
P1	Painted Wood Finish For Painted Back - Specify Paint Color Number From Above	\$50
P2	Painted Wood Finish For Seat and Back - Specify Paint Color Number From Above	\$100
F1	CAL 133 Compliance, Seat Only	\$65
F2	CAL 133 Compliance, Seat and Back	\$85
ENG	Laser Engraving	\$50
SL	Sled Frame Option	\$145
WS	Wallsaver Four Leg Frame Option	\$50
RS	Rubber Sleeves	\$20
MG	Metal Glides	\$25
FG	Felt Glides	\$25
C1	Hard Floor Caster, Black	\$45
XFS	1/2" Extra Foam For Seat	\$40
999	Custom Wood Finish Option - Set Up Fee	\$295 NET
Perf	Perforations on Cache Out Wood back	N/C
LC	Line Cut on Cache In wood Back	N/C
MB	Moisture Barrier in Seat	\$60

CACHE IN


Canadian Pricing

COM/Grade A Grade B Grade C Grade D Grade E Grade F Grade G Grade H Leather COL



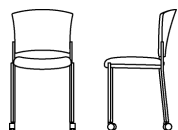
Stacking Chair Armless
Cache In
Four Leg Frame

761-FL-NA-BLK	Fully Upholstered	715	735	820	840	895	1000	1090	1185	1385	815
762-FL-NA-BLK	Finished Wood	800									
763-FL-NA-BLK	Upholstered Seat/Wood Back	735	790	820	830	855	935	1000	1070	1015	815
764-FL-NA-BLK	Uph Seat/Wood Back w/Uph Pad	900	945	965	990	1020	1090	1155	1230	1170	955
761-FL-NA-CHR	Fully Upholstered	850	895	955	990	1035	1145	1235	1335	1510	950
762-FL-NA-CHR	Finished Wood	840									
763-FL-NA-CHR	Upholstered Seat/Wood Back	900	945	955	985	1015	1090	1150	1225	1365	950
764-FL-NA-CHR	Uph Seat / Wood Back w/Uph Pad	1045	1050	1115	1130	1170	1245	1305	1370	1505	1110




Stacking Chair with Arms
Cache In
Four Leg Frame

761-FL-WA-BLK	Fully Upholstered	835	895	935	955	1015	1125	1225	1315	1500	930
762-FL-WA-BLK	Finished Wood	955									
763-FL-WA-BLK	Upholstered Seat/Wood Back	900	945	965	985	1015	1090	1150	1225	1365	955
764-FL-WA-BLK	Uph Seat/Wood Back w/Uph Pad	1010	1050	1085	1090	1125	1195	1265	1330	1470	1070
761-FL-WA-CHR	Fully Upholstered	955	1000	1055	1095	1135	1250	1345	1435	1630	1050
762-FL-WA-CHR	Finished Wood	1015									
763-FL-WA-CHR	Upholstered Seat/Wood Back	1000	1000	1055	1085	1115	1190	1250	1325	1465	1050
764-FL-WA-CHR	Uph Seat / Wood Back w/Uph Pad	1145	1155	1215	1230	1270	1345	1405	1480	1605	1210



Caster Chair Armless
Cache In
Four Leg Frame

761-CS-NA-BLK	Fully Upholstered	800	840	910	930	965	1085	1175	1270	1470	900
762-CS-NA-BLK	Finished Wood	865									
763-CS-NA-BLK	Upholstered Seat/Wood Back	810	840	875	900	920	1000	1070	1125	1270	865
764-CS-NA-BLK	Uph Seat/Wood Back w/Uph Pad	945	1000	1020	1035	1075	1145	1210	1275	1215	1015
761 CS-NA-CHR	Fully Upholstered	935	945	1035	1055	1115	1225	1325	1410	1600	1030
762 CS-NA-CHR	Finished Wood	920									
763 CS-NA-CHR	Upholstered Seat/Wood Back	935	945	1015	1030	1055	1135	1195	1265	1405	975
764 CS-NA-CHR	Uph Seat / Wood Back w/Uph Pad	1085	1105	1170	1185	1215	1285	1350	1410	1565	1150



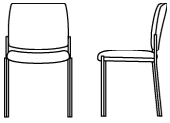
Caster Chair with Arms
Cache In
Four Leg Frame

761-CS-WA-BLK	Fully Upholstered	885	945	1000	1020	1075	1175	1270	1370	1565	985
762-CS-WA-BLK	Finished Wood	1030									
763-CS-WA-BLK	Upholstered Seat/Wood Back	955	1000	1035	1050	1090	1155	1230	1285	1430	1030
764-CS-WA-BLK	Uph Seat/Wood Back w/Uph Pad	1070	1105	1145	1170	1195	1270	1335	1400	1545	1135
761 CS-WA-CHR	Fully Upholstered	1030	1050	1135	1170	1210	1325	1410	1505	1690	1130
762 CS-WA-CHR	Finished Wood	1075									
763 CS-WA-CHR	Upholstered Seat/Wood Back	1035	1050	1115	1130	1170	1245	1305	1370	1505	1110
764 CS-WA-CHR	Uph Seat / Wood Back w/Uph Pad	1185	1210	1270	1285	1315	1390	1455	1525	1665	1250

CACHE OUT

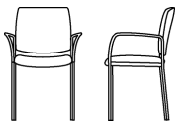
Canadian Pricing

COM/Grade A Grade B Grade C Grade D Grade E Grade F Grade G Grade H Leather COL



Stacking Chair Armless
Cache Out
Four Leg Frame

765-FL-NA-BLK	Fully Upholstered	715	735	820	840	895	1000	1090	1185	1385	815
766-FL-NA-BLK	Finished Wood	800									
767-FL-NA-BLK	Upholstered Seat/Wood Back	735	790	820	830	855	935	1000	1070	1015	815
768-FL-NA-BLK	Uph Seat/Wood Back w/Uph Pad	900	945	965	990	1020	1090	1155	1230	1170	955
765-FL-NA-CHR	Fully Upholstered	850	895	955	990	1035	1145	1235	1335	1510	950
766-FL-NA-CHR	Finished Wood	840									
767-FL-NA-CHR	Upholstered Seat/Wood Back	900	945	955	985	1015	1090	1150	1225	1365	950
768-FL-NA-CHR	Uph Seat / Wood Back w/Uph Pad	1045	1050	1115	1130	1170	1245	1305	1370	1505	1110



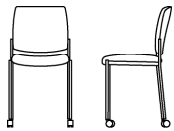
Stacking Chair with Arms
Cache Out
Four Leg Frame

765-FL-WA-BLK	Fully Upholstered	835	895	935	955	1015	1125	1225	1315	1500	930
766-FL-WA-BLK	Finished Wood	955									
767-FL-WA-BLK	Upholstered Seat/Wood Back	900	945	965	985	1015	1090	1150	1225	1365	955
768-FL-WA-BLK	Uph Seat/Wood Back w/Uph Pad	1010	1050	1085	1090	1125	1195	1265	1330	1470	1070
765-FL-WA-CHR	Fully Upholstered	955	1000	1055	1095	1135	1250	1345	1435	1630	1050
766-FL-WA-CHR	Finished Wood	1015									
767-FL-WA-CHR	Upholstered Seat/Wood Back	1000	1000	1055	1085	1115	1190	1250	1325	1465	1050
768-FL-WA-CHR	Uph Seat / Wood Back w/Uph Pad	1145	1155	1215	1230	1270	1345	1405	1480	1605	1210

CACHE OUT

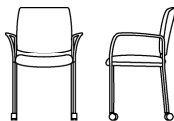
Canadian Pricing

COM/Grade A Grade B Grade C Grade D Grade E Grade F Grade G Grade H Leather COL



Stacking Chair Armless
Cache Out
Four Leg Frame

765-CS-NA-BLK	Fully Upholstered	800	840	910	930	965	1085	1175	1270	1470	900
766-CS-NA-BLK	Finished Wood	865									
767-CS-NA-BLK	Upholstered Seat/Wood Back	810	840	875	900	920	1000	1070	1125	1270	865
768-CS-NA-BLK	Uph Seat/Wood Back w/Uph Pad	945	1000	1020	1035	1075	1145	1210	1275	1215	1015
765 CS-NA-CHR	Fully Upholstered	935	945	1035	1055	1115	1225	1325	1410	1600	1030
766 CS-NA-CHR	Finished Wood	920									
767 CS-NA-CHR	Upholstered Seat/Wood Back	935	945	1015	1030	1055	1135	1195	1265	1405	975
768 CS-NA-CHR	Uph Seat / Wood Back w/Uph Pad	1085	1105	1170	1185	1215	1285	1350	1410	1565	1150



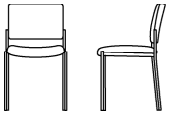
Caster Chair with Arms
Cache Out
Four Leg Frame

765-CS-WA-BLK	Fully Upholstered	885	945	1000	1020	1075	1175	1270	1370	1565	985
766-CS-WA-BLK	Finished Wood	1030									
767-CS-WA-BLK	Upholstered Seat/Wood Back	955	1000	1035	1050	1090	1155	1230	1285	1430	1030
768-CS-WA-BLK	Uph Seat/Wood Back w/Uph Pad	1070	1105	1145	1170	1195	1270	1335	1400	1545	1135
765 CS-WA-CHR	Fully Upholstered	1030	1050	1135	1170	1210	1325	1410	1505	1690	1130
766 CS-WA-CHR	Finished Wood	1075									
767 CS-WA-CHR	Upholstered Seat/Wood Back	1035	1050	1115	1130	1170	1245	1305	1370	1505	1110
768 CS-WA-CHR	Uph Seat / Wood Back w/Uph Pad	1185	1210	1270	1285	1315	1390	1455	1525	1665	1250

CACHE STRAIGHT

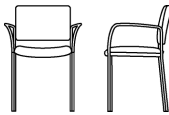
Canadian Pricing

COM/Grade A Grade B Grade C Grade D Grade E Grade F Grade G Grade H Leather COL



Stacking Chair Armless
Cache Straight
Four Leg Frame

780-FL-NA-BLK	Fully Upholstered	715	735	820	840	895	1000	1090	1185	1385	815
781-FL-NA-BLK	Finished Wood	800									
782-FL-NA-BLK	Upholstered Seat/Wood Back	735	790	820	830	855	935	1000	1070	1015	815
783-FL-NA-BLK	Uph Seat/Wood Back w/Uph Pad	900	945	965	990	1020	1090	1155	1230	1170	955
780-FL-NA-CHR	Fully Upholstered	850	895	955	990	1035	1145	1235	1335	1510	950
781-FL-NA-CHR	Finished Wood	840									
782-FL-NA-CHR	Upholstered Seat/Wood Back	900	945	955	985	1015	1090	1150	1225	1365	950
783-FL-NA-CHR	Uph Seat / Wood Back w/Uph Pad	1045	1050	1115	1130	1170	1245	1305	1370	1505	1110



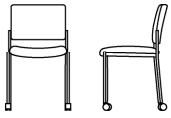
Stacking Chair with Arms
Cache Straight
Four Leg Frame

780-FL-WA-BLK	Fully Upholstered	835	895	935	955	1015	1125	1225	1315	1500	930
781-FL-WA-BL	Finished Wood	955									
782-FL-WA-BL	Upholstered Seat/Wood Back	900	945	965	985	1015	1090	1150	1225	1365	955
783-FL-WA-BL	Uph Seat/Wood Back w/Uph Pad	1010	1050	1085	1090	1125	1195	1265	1330	1470	1070
780-FL-WA-CHR	Fully Upholstered	955	1000	1055	1095	1135	1250	1345	1435	1630	1050
781-FL-WA-CHR	Finished Wood	1015									
782-FL-WA-CHR	Upholstered Seat/Wood Back	1000	1000	1055	1085	1115	1190	1250	1325	1465	1050
783-FL-WA-CHR	Uph Seat / Wood Back w/Uph Pad	1145	1155	1215	1230	1270	1345	1405	1480	1605	1210

CACHE STRAIGHT

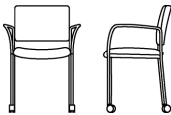
Canadian Pricing

COM/Grade A Grade B Grade C Grade D Grade E Grade F Grade G Grade H Leather COL



Caster Chair Armless
Cache Straight
Four Leg Frame

780-CS-NA-BLK	Fully Upholstered	800	840	910	930	965	1085	1175	1270	1470	900
781-CS-NA-BLK	Finished Wood	865									
782-CS-NA-BLK	Upholstered Seat/Wood Back	810	840	875	900	920	1000	1070	1125	1270	865
783-CS-NA-BLK	Uph Seat/Wood Back w/Uph Pad	945	1000	1020	1035	1075	1145	1210	1275	1215	1015
780-CS-NA-CHR	Fully Upholstered	935	945	1035	1055	1115	1225	1325	1410	1600	1030
781-CS-NA-CHR	Finished Wood	920									
782-CS-NA-CHR	Upholstered Seat/Wood Back	935	945	1015	1030	1055	1135	1195	1265	1405	975
783-CS-NA-CHR	Uph Seat / Wood Back w/Uph Pad	1085	1105	1170	1185	1215	1285	1350	1410	1565	1150



Caster Chair with Arms
Cache Straight
Four Leg Frame

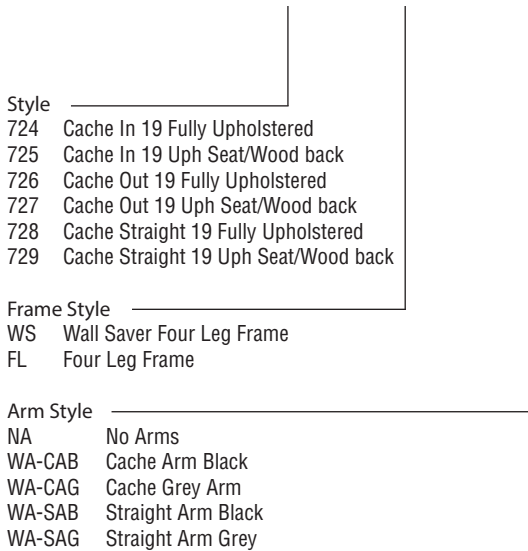
780-CS-WA-BLK	Fully Upholstered	885	945	1000	1020	1075	1175	1270	1370	1565	985
781-CS-WA-BLK	Finished Wood	1030									
782-CS-WA-BLK	Upholstered Seat/Wood Back	955	1000	1035	1050	1090	1155	1230	1285	1430	1030
783-CS-WA-BLK	Uph Seat/Wood Back w/Uph Pad	1070	1105	1145	1170	1195	1270	1335	1400	1545	1135
780-CS-WA-CHR	Fully Upholstered	1030	1050	1135	1170	1210	1325	1410	1505	1690	1130
781-CS-WA-CHR	Finished Wood	1075									
782-CS-WA-CHR	Upholstered Seat/Wood Back	1035	1050	1115	1130	1170	1245	1305	1370	1505	1110
783-CS-WA-CHR	Uph Seat / Wood Back w/Uph Pad	1185	1210	1270	1285	1315	1390	1455	1525	1665	1250

CACHE 19

Canadian Pricing

How to Build a Cache 19 Number

724 - WS - WA - SAB - NAT or P17006 - BLK - PG - ENG



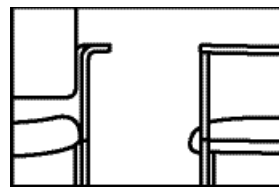
- Wood Finish
- NAT Natural
 - CHY Cherry
 - WCH Warm Cherry
 - MAH Mahogany
 - ESP Espresso
 - WLT Weathered Light
 - WMD Weathered Medium
 - WGR Weathered Grey
 - WNT Walnut
 - DWNT Dark Walnut
 - 999 Custom
 - 001 Black

- Painted Wood Finish
- P1 Painted Back
 - 7006 White
 - 7044 Stone
 - 7035 Light Grey
 - 7012 Dark Grey
 - 8012 Dark Red
 - 3016 Light Red
 - 1032 Yellow
 - 6011 Green
 - 6033 Teal
 - 6034 Aqua
 - 5024 Light Blue
 - 5014 Medium Blue
 - 7040 Light Grey Blue

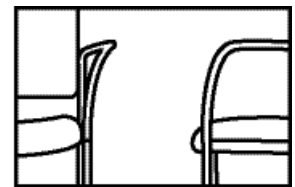
- Laser Engraving
- Glide / Caster Style
- PG Plastic Glide (Std)
 - FG Felt Glide
- Frame Finish
- Standard Powder Coat Finishes
- CHR Chrome
 - SCR Soft Chrome
 - BLK Black Matte
 - WHT White
 - LBNZ Light Bronze
 - MBNZ Medium Bronze
 - DBNZ Dark Bronze
 - GMTL Gunmetal
 - BRS Brass
- Premium Powder Coat Finishes
- STN Stone
 - LGB Light Grey Blue
 - DGY Dark Grey
 - LBL Light Blue
 - AQU Aqua
 - GRN Green
 - YLW Yellow
 - LRD Light Red

Features

- Three Back Shapes—Cache In, Out, or Straight
- Fully Upholstered or Upholstered Seat with Wood Back
- Eleven Standard Wood Finishes and Thirteen Standard Painted Wood Finishes
- Wall Saver Frame Standard, FL Four Leg Frame Optional
- Wood Backs Solid as Standard. Perforations on Cache Out or Line Cut on Cache In available.
- Frame Finish options are Chrome, Eight Standard Powder Coat Finishes and Eight Premium Powder Coat Finishes
- Cache and Straight Arm style options in both Black and Grey
- Stacks Five High on the Floor, Ten High on the Dolly
- CAL117-2013 Standard, CAL133 Optional
- Meets ANSI/BIFMA Large Occupant Standards
- GREENGUARD Certified
- Lifetime Limited Warranty



Straight Arm



Cache Arm

Dimensions

Cache In -Cache Out

Seat 18.5D x 19W x 18H
 Back 17H x 19W
 Arm Height 25.5
 Overall Size 24W x 22.5D x 35H
 21W armless

Cache Straight

Seat 18.5D x 19W x 18H
 Back 13.25H x 19W
 Arm Height 25.5
 Overall Size 24W x 22.5D x 31.25H
 21W armless
 24.25W straight arm style

COM Fully Upholstered 1.2 yds
 Seats Only .8 yds per 2 seats
 Backs Only .6 yds per one back

COL Fully Upholstered 20 sqft
 Seats Only 7 sqft


Option Pricing

FL	Four Leg Frame Option	N/C
SCR	Soft Chrome Powder Coat Frame Finish (Same as BLK Price)	N/C
	Standard Powder Coat Finish Options -	
	Specify Finish Option From Above - Upcharge Over Black	\$105
	Premium Powder Coat Finish Options -	
	Specify Finish Option From Above - Upcharge Over Black	\$105
PPC	Premium Powder Coat Finish Upcharge - Net Charge Per Color Per Order	\$260 NET
P1	Painted Wood Finish For Painted Back - Specify Paint Color Number From Above	\$50
F1	CAL 133 Compliance, Seat Only	\$50
F2	CAL 133 Compliance, Seat and Back	\$90
XFS	1/2" Extra Foam For Seat	\$50
FG	Felt Glides	\$25
MG	Metal Glides (FL Frame Only)	\$25
ENG	Laser Engraving	\$50
999	Custom Wood Finish Option - Set Up Fee	\$295 NET
724/FW	Storage Dolly, Four-Wheel (10 Chair Capacity)	\$715
Perf	Perforations on Cache Out Wood back	N/C
LC	Line Cut on Cache In wood Back	N/C
MB	Moisture Barrier in Seat	\$60

CACHE 19

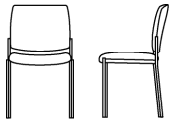
Canadian Pricing

COM/Grade A Grade B Grade C Grade D Grade E Grade F Grade G Grade H Leather COL



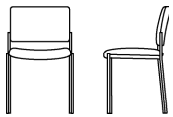
19 in. Wide Stacking Chair, Armless
Cache In
Wall Saver Frame

724-WS-NA-BLK	Fully Upholstered	835	895	945	965	1020	1125	1225	1335	1505	935
725-WS-NA-BLK	Upholstered Seat/Wood Back	965	1000	1075	1095	1145	1250	1345	1445	1635	1055
724-WS-NA-CHR	Fully Upholstered	920	945	1020	1045	1095	1195	1305	1400	1630	1015
725-WS-NA-CHR	Upholstered Seat/Wood Back	1035	1050	1130	1125	1150	1235	1290	1350	1505	1125



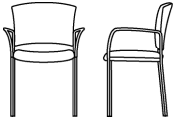
19 in. Wide Stacking Chair, Armless
Cache Out
Wall Saver Frame

726-WS-NA-BLK	Fully Upholstered	835	895	945	965	1020	1125	1225	1335	1505	935
727-WS-NA-BLK	Upholstered Seat/Wood Back	965	1000	1075	1095	1145	1250	1345	1445	1635	1055
726-WS-NA-CHR	Fully Upholstered	920	945	1020	1045	1095	1195	1305	1400	1630	1015
727-WS-NA-CHR	Upholstered Seat/Wood Back	1035	1050	1130	1125	1150	1235	1290	1350	1505	1125



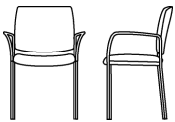
19 in. Wide Stacking Chair, Armless
Cache Straight
Wall Saver Frame

728-WS-NA-BLK	Fully Upholstered	835	895	945	965	1020	1125	1225	1335	1505	935
729-WS-NA-BLK	Upholstered Seat/Wood Back	965	1000	1075	1095	1145	1250	1345	1445	1635	1055
728-WS-NA-CHR	Fully Upholstered	920	945	1020	1045	1095	1195	1305	1400	1630	1015
729-WS-NA-CHR	Upholstered Seat/Wood Back	1035	1050	1130	1125	1150	1235	1290	1350	1505	1125



19 in. Wide Stacking Chair With Arms
Cache In
Wall Saver Frame

724-WS-WA-BLK	Fully Upholstered	920	945	1020	1045	1095	1195	1305	1400	1630	1015
725-WS-WA-BLK	Upholstered Seat/Wood Back	975	1010	1085	1110	1155	1260	1355	1455	1645	1065
724-WS-WA-CHR	Fully Upholstered	1045	1105	1150	1185	1225	1335	1430	1525	1765	1145
725-WS-WA-CHR	Upholstered Seat/Wood Back	1115	1155	1190	1210	1230	1315	1370	1435	1585	1175



19 in. Wide Stacking Chair With Arms
Cache Out
Wall Saver Frame

726-WS-WA-BLK	Fully Upholstered	920	945	1020	1045	1095	1195	1305	1400	1630	1015
727-WS-WA-BLK	Upholstered Seat/Wood Back	975	1010	1085	1110	1155	1260	1355	1455	1645	1065
726-WS-WA-CHR	Fully Upholstered	1045	1105	1150	1185	1225	1335	1430	1525	1765	1145
727-WS-WA-CHR	Upholstered Seat/Wood Back	1115	1155	1190	1210	1230	1315	1370	1435	1585	1175



19 in. Wide Stacking Chair With Arms
Cache Straight
Wall Saver Frame

728-WS-WA-BLK	Fully Upholstered	920	945	1020	1045	1095	1195	1305	1400	1630	1015
729-WS-WA-BLK	Upholstered Seat/Wood Back	975	1010	1085	1110	1155	1260	1355	1455	1645	1065
728-WS-WA-CHR	Fully Upholstered	1045	1105	1150	1185	1225	1335	1430	1525	1765	1145
729-WS-WA-CHR	Upholstered Seat/Wood Back	1115	1155	1190	1210	1230	1315	1370	1435	1585	1175

CACHE BARIATRIC

Canadian Pricing

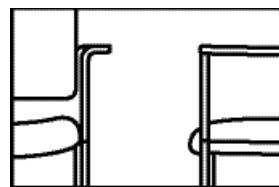
How to Build a Cache Bariatric Product Number

770 - WA-SAB - NAT or P17006 - BLK - PG

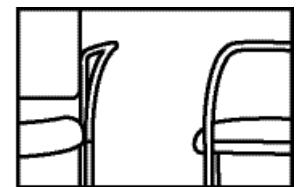
<p>Style</p> <p>770 Bariatric Cache In, uph seat/wood back</p> <p>771 Bariatric Cache In, fully upholstered</p> <p>772 Bariatric Cache Out, uph seat/wood back</p> <p>773 Bariatric Cache Out, fully upholstered</p> <p>774 Bariatric Cache Straight, uph seat/wood back</p> <p>775 Bariatric Cache Straight, fully upholstered</p>	<p>Wood Finish</p> <p>NAT Natural</p> <p>CHY Cherry</p> <p>WCH Warm Cherry</p> <p>MAH Mahogany</p> <p>ESP Espresso</p> <p>WLT Weathered Light</p> <p>WMD Weathered Medium</p> <p>WGR Weathered Grey</p> <p>WNT Walnut</p> <p>DWNT Dark Walnut</p> <p>999 Custom</p> <p>001 Black</p> <p>Painted Wood Finish</p> <p>P1 Painted Back</p> <p>7006 White</p> <p>7044 Stone</p> <p>7035 Light Grey</p> <p>7012 Dark Grey</p> <p>8012 Dark Red</p> <p>3016 Light Red</p> <p>1032 Yellow</p> <p>6011 Green</p> <p>6033 Teal</p> <p>6034 Aqua</p> <p>5024 Light Blue</p> <p>5014 Medium Blue</p> <p>7040 Light Grey Blue</p>	<p>Glide</p> <p>PG Plastic Glides (standard)</p> <p>MG Metal Glides</p> <p>RS Rubber Sleeves</p> <p>FG Felt Glides</p> <p>Frame Finish</p> <p>Standard Powder Coat Finishes</p> <p>CHR Chrome</p> <p>SCR Soft Chrome</p> <p>BLK Black Matte</p> <p>WHT White</p> <p>LBNZ Light Bronze</p> <p>MBNZ Medium Bronze</p> <p>DBNZ Dark Bronze</p> <p>GMTL Gunmetal</p> <p>BRS Brass</p> <p>Premium Powder Coat Finishes</p> <p>STN Stone</p> <p>LGB Light Grey Blue</p> <p>DGY Dark Grey</p> <p>LBL Light Blue</p> <p>AQU Aqua</p> <p>GRN Green</p> <p>YLW Yellow</p> <p>LRD Light Red</p>
<p>Arm Style</p> <p>WA-CAB Cache Arm Black</p> <p>WA-CAG Cache Grey Arm</p> <p>WA-SAB Straight Arm Black</p> <p>WA-SAG Straight Arm Grey</p>		

Features

- 500 lb Static Load Tested
- Three Back Shapes—Cache In, Out, or Straight
- Fully Upholstered or Upholstered Seat with Wood Back
- Eleven Standard Wood Finishes and Thirteen Standard Painted Wood Finishes
- WS Wall Saver Frame Standard
- Wood Backs Solid as Standard. Perforations on Cache Out or Line Cut on Cache In available.
- Frame Finish options are Chrome, Eight Standard Powder Coat Finishes and Eight Premium Powder Coat Finishes
- Cache and Straight Arm style options in both Black and Grey
- CAL117-2013 Standard, CAL133 Optional
- Meets ANSI/BIFMA Standards
- GREENGUARD Certified
- Lifetime Limited Warranty



Straight Arm



Cache Arm

Dimensions

Cache In -Cache Out

Seat 18.5D x 26W x 18H
 Back 16.5H x 26W
 Arm Height 25.5
 Overall Size 31W x 22.5D x 33.5H
 21W armless

Cache Straight

Seat 18.5D x 26W x 18H
 Back 12.5H x 26W
 Arm Height 25.5
 Overall Size 31W x 22.5D x 31.25H
 21W armless
 31.25W straight arm style1

COM Fully Upholstered 2 yds
 Seats Only 1 yd
 Backs Only 1.2 yds
 COL Fully Upholstered 34 sqft

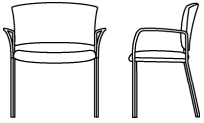
Option Pricing

P1	Painted Wood Finish For Painted Back - Specifiy Paint Color Number From Above	\$60
SCR	Soft Chrome Powder Coat Frame Finish (Same as BLK Price)	N/C
	Standard Powder Coat Finish Options -	
	Specify Finish Option From Above - Upcharge Over Black	\$105
	Premium Powder Coat Finish Options -	
	Specify Finish Option From Above - Upcharge Over Black	\$105
PPC	Premium Powder Coat Finish Upcharge - Net Charge Per Color Per Order	\$260 NET
XFS	1/2" Extra Foam For Seat	\$50
FG	Felt Glides	\$25
ENG	Laser Engraving	\$50
999	Custom Wood Finish Option - Set Up Fee	\$295 NET
Perf	Perforations on Cache Out Wood back	N/C
LC	Line Cut on Cache In wood Back	N/C
F1	CAL 133 Compliance, Seat Only	\$60
F2	CAL 133 Compliance, Seat and Back	\$85
MB1	Moisture Barrier in Seat	\$85

CACHE BARIATRIC

Canadian Pricing

COM/Grade A Grade B Grade C Grade D Grade E Grade F Grade G Grade H Leather COL



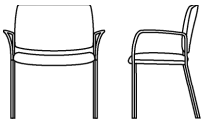
Cache In Bariatric
Fully Upholstered Seat/Wood Back

770-WA-BLK-NAT-PG	1530	1575	1630	1660	1690	1785	1865	1950	2050	1605
770-WA-CHR-NAT-PG	1760	1785	1860	1870	1910	2015	2090	2180	2280	1845



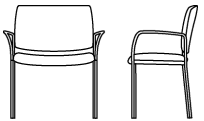
Cache In Bariatric
Fully Upholstered

771-WA-BLK-PG	1505	1575	1685	1725	1810	1990	2145	2305	2635	1670
771-WA-CHR-PG	1725	1785	1910	1960	2035	2205	2375	2535	2860	1890



Cache Out Bariatric
Fully Upholstered Seat/Wood Back

772-WA-BLK-NAT-PG	1530	1575	1630	1660	1690	1785	1865	1950	2050	1605
772-WA-CHR-NAT-PG	1760	1785	1860	1870	1910	2015	2090	2180	2280	1845



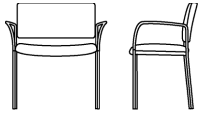
Cache Out Bariatric
Fully Upholstered

773-WA-BLK-PG	1505	1575	1685	1725	1810	1990	2145	2305	2635	1670
773-WA-CHR-PG	1725	1785	1910	1960	2035	2205	2375	2535	2860	1890

CACHE BARIATRIC

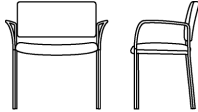
Canadian Pricing

COM/Grade A Grade B Grade C Grade D Grade E Grade F Grade G Grade H Leather COL



Cache Straight Bariatric
Fully Upholstered Seat/Wood Back

774-WA-BLK-NAT-PG	1530	1575	1630	1660	1690	1785	1865	1950	2050	1605
774-WA-CHR-NAT-PG	1760	1785	1860	1870	1910	2015	2090	2180	2280	1845



Cache Straight Bariatric
Fully Upholstered

775-WA-BLK-PG	1505	1575	1685	1725	1810	1990	2145	2305	2635	1670
775-WA-CHR-PG	1725	1785	1910	1960	2035	2205	2375	2535	2860	1890

CACHE STOOL

Canadian Pricing

How to Build a Cache Stool Number

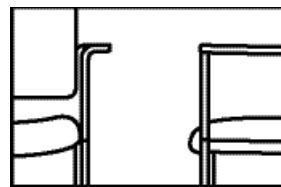
761 - CH24 - WA - SAB - NAT or P17006 - BLK - PG - ENG

<p>Style _____</p> <p>761 Cache In fully upholstered 762 Cache In finished wood 763 Cache In uph seat/wood back 764 Cache In uph seat/wood back/uph pad 765 Cache Out fully upholstered 766 Cache Out finished wood 767 Cache Out uph seat/wood back 768 Cache Out uph seat/wood back/uph pad 780 Cache Straight fully upholstered 781 Cache Straight finished wood 782 Cache Straight uph seat/wood back 783 Cache Straight uph seat/wood back/uph pad</p> <p>Frame Style _____</p> <p>CH24 Counter Stool STL30 Bar Stool</p> <p>Arm Style _____</p> <p>NA No Arms WA-CAB Cache Arm Black WA-CAG Cache Grey Arm WA-SAB Straight Arm Black WA-SAG Straight Arm Grey</p>	<p>Wood Finish</p> <p>NAT Natural CHY Cherry WCH Warm Cherry MAH Mahogany ESP Espresso WLT Weathered Light WMD Weathered Medium WGR Weathered Grey WNT Walnut DWNT Dark Walnut 999 Custom 001 Black</p> <p>Painted Wood Finish</p> <p>P1 Painted Back P2* Painted Seat & Back</p> <p>7006 White 7044 Stone 7035 Light Grey 7012 Dark Grey 8012 Dark Red 3016 Light Red 1032 Yellow 6011 Green 6033 Teal 6034 Aqua 5024 Light Blue 5014 Medium Blue 7040 Light Grey Blue</p>	<p>Laser Engraving</p> <p>Glide / Caster Style</p> <p>PG Plastic Glide(Std) MG Metal Glide FG Felt Glide RS Rubber Sleeve</p> <p>Frame Finish</p> <p>Standard Powder Coat Finishes</p> <p>CHR Chrome SCR Soft Chrome BLK Black Matte WHT White LBNZ Light Bronze MBNZ Medium Bronze DBNZ Dark Bronze GMTL Gunmetal BRS Brass</p> <p>Premium Powder Coat Finishes</p> <p>STN Stone LGB Light Grey Blue DGY Dark Grey LBL Light Blue AQU Aqua GRN Green YLW Yellow LRD Light Red</p>
---	---	--

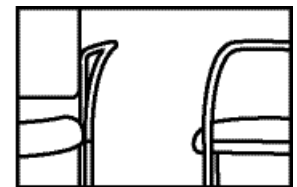
*P2 for standard Cache chairs and stools only. Not available on Cache 19 and Cache Bariatric

Features

- Three Back Shapes—Cache In, Out, or Straight
- Seat and Back, Fully Upholstered, All Wood or Combination
- Eleven Standard Wood Finishes and Thirteen Standard Painted Wood Finishes
- Wood Backs Solid as Standard. Perforations on Cache Out or Line Cut on Cache In available.
- Frame Finish options are Chrome, Eight Standard Powder Coat Finishes and Eight Premium Powder Coat Finishes
- Cache and Straight Arm style options in both Black and Grey
- CAL117-2013 Standard, CAL133 Optional
- Meets ANSI/BIFMA Standards
- GREENGUARD Certified
- Lifetime Limited Warranty



Straight Arm



Cache Arm

Dimensions

Cache In -Cache Out

CH24 Stool

Seat	18.5D x 17.5W x 24H
Back	15H x 17.5W
Overall Size	22.5W x 22.5D x 39H
	19.5W armless
	22.75W straight arm style

STL30 Stool

Seat	18.5D x 17.5W x 30H
Back	15H x 17.5W
Overall Size	22.5W x 22.5D x 45H
	19.5W armless
	22.75W straight arm style

Cache Straight

CH24 Stool

Seat	18.5D x 17.5W x 24H
Back	11.25H x 17.5W
Overall Size	22.5W x 22.5D x 35.25H
	19.5W armless
	22.75W straight arm style

STL30 Stool

Seat	18.5D x 17.5W x 30H
Back	11.25H x 17.5W
Overall Size	22.5W x 22.5D x 41.25H
	19.5W armless
	22.75W straight arm style

COM	Fully Upholstered	1.2 yards
	Seats Only	.8yds per 2 seats
	Backs Only	.6 yds per one back
COL	Fully Upholstered	20 sqft
	Seats Only	7 sqft

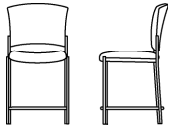
Option Pricing

SCR	Soft Chrome Powder Coat Frame Finish (Same as BLK Price)	N/C
	Standard Powder Coat Finish Options -	
	Specify Finish Option From Above - Upcharge Over Black	\$105
	Premium Powder Coat Finish Options -	
	Specify Finish Option From Above - Upcharge Over Black	\$105
PPC	Premium Powder Coat Finish Upcharge - Net Charge Per Color Per Order	\$260 NET
P1	Painted Wood Finish For Painted Back - Specify Paint Color Number From Above	\$50
P2	Painted Wood Finish For Seat and Back - Specify Paint Color Number From Above	\$100
F1	CAL 133 Compliance, Seat Only	\$65
F2	CAL 133 Compliance, Seat and Back	\$80
ENG	Laser Engraving	\$50
RS	Rubber Sleeves	\$20
MG	Metal Glides	\$25
FG	Felt Glides	\$25
XFS	1/2" Extra Foam For Seat	\$40
999	Custom Wood Finish Option - Set Up Fee	\$295 NET
Perf	Perforations on Cache Out Wood back	N/C
LC	Line Cut on Cache In wood Back	N/C

CACHE IN STOOL

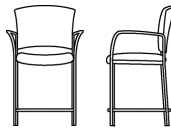
Canadian Pricing

COM/Grade A Grade B Grade C Grade D Grade E Grade F Grade G Grade H Leather COL



Stool Armless
Cache In
24 in. Seat Height
Non-stacking

761-CH24-NA-BLK	Fully Upholstered	1105	1195	1225	1270	1375	1480	1580	1760	1185
762-CH24-NA-BLK	Finished Wood									
763-CH24-NA-BLK	Upholstered Seat/Wood Back	1155	1195	1215	1245	1330	1390	1455	1590	1185
764-CH24-NA-BLK	Uph Seat/Wood Back w/Uph Pad	1315	1365	1370	1400	1485	1535	1605	1750	1345
761-CH24-NA-CHR	Fully Upholstered	1260	1325	1335	1390	1500	1600	1690	1880	1315
762-CH24-NA-CHR	Finished Wood									
763-CH24-NA-CHR	Upholstered Seat/Wood Back	1260	1325	1335	1375	1445	1510	1580	1720	1315
764-CH24-NA-CHR	Uph Seat/Wood Back w/Uph Pad	1420	1480	1490	1525	1600	1670	1725	1865	1465



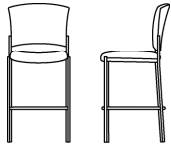
Stool with Arms
Cache In
24 in. Seat Height
Non-stacking

761-CH24-WA-BLK	Fully Upholstered	1190	1260	1305	1330	1375	1490	1585	1680	1865	1290
762-CH24-WA-BLK	Finished Wood	1185									
763-CH24-WA-BLK	Upholstered Seat/Wood Back	1230	1260	1305	1325	1350	1430	1490	1565	1690	1290
764-CH24-WA-BLK	Uph Seat/Wood Back w/Uph Pad	1375	1420	1465	1470	1505	1585	1650	1705	1850	1445
761-CH24-WA-CHR	Fully Upholstered	1325	1365	1425	1455	1500	1605	1705	1805	1985	1410
762-CH24-WA-CHR	Finished Wood	1300									
763-CH24-WA-CHR	Upholstered Seat/Wood Back	1345	1365	1425	1445	1480	1545	1610	1680	1820	1410
764-CH24-WA-CHR	Uph Seat/Wood Back w/Uph Pad	1490	1525	1580	1590	1630	1705	1770	1825	1970	1565

CACHE IN STOOL

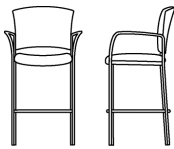
Canadian Pricing

COM/Grade A Grade B Grade C Grade D Grade E Grade F Grade G Grade H Leather COL



Stool Armless
Cache In
30 in. Seat Height
Non-stacking

761-STL30-NA-BLK	Fully Upholstered	1085	1105	1195	1225	1270	1375	1480	1580	1760	1185
762-STL30-NA-BLK	Finished Wood	1075									
763-STL30-NA-BLK	Upholstered Seat/Wood Back	1130	1155	1195	1215	1245	1330	1390	1455	1590	1185
764-STL30-NA-BLK	Uph Seat /Wood Back w/Uph Pad	1275	1315	1365	1370	1400	1485	1535	1605	1750	1345
761-STL30-NA-CHR	Fully Upholstered	1215	1260	1325	1335	1390	1500	1600	1690	1880	1315
762-STL30-NA-CHR	Finished Wood	1210									
763-STL30-NA-CHR	Upholstered Seat/Wood Back	1245	1260	1325	1335	1375	1445	1510	1580	1720	1315
764-STL30-NA-CHR	Uph Seat/Wood Back w/Uph Pad	1390	1420	1480	1490	1525	1600	1670	1725	1865	1465



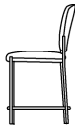
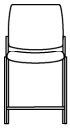
Stool with Arms
Cache In
30 in. Seat Height
Non-stacking

761-STL30-WA-BLK	Fully Upholstered	1190									
762-STL30-WA-BLK	Finished Wood	1185									
763-STL30-WA-BLK	Upholstered Seat/Wood Back	1230	1260	1305	1325	1350	1430	1490	1565	1690	1290
764-STL30-WA-BLK	Uph Seat/Wood Back w/Uph Pad	1375	1420	1465	1470	1505	1585	1650	1705	1850	1445
761-STL30-WA-CHR	Fully Upholstered	1325	1365	1425	1455	1500	1605	1705	1805	1985	1410
762-STL30-WA-CHR	Finished Wood	1300									
763-STL30-WA-CHR	Upholstered Seat/Wood Back	1345	1365	1425	1445	1480	1545	1610	1680	1820	1410
764-STL30-WA-CHR	Uph Seat/Wood Back w/Uph Pad	1490	1525	1580	1590	1630	1705	1770	1825	1970	1565

CACHE OUT STOOL

Canadian Pricing

COM/Grade A Grade B Grade C Grade D Grade E Grade F Grade G Grade H Leather COL



Stool Armless
Cache Out
24 in. Seat Height
Non-stacking

765-CH24-NA-BLK	Fully Upholstered	1085	1105	1195	1225	1270	1375	1480	1580	1760	1185
766-CH24-NA-BLK	Finished Wood	1075									
767-CH24-NA-BLK	Upholstered Seat/Wood Back	1130	1155	1195	1215	1245	1330	1390	1455	1590	1185
768-CH24-NA-BLK	Uph Seat/Wood Back w/Uph Pad	1275	1315	1365	1370	1400	1485	1535	1605	1750	1345
765-CH24-NA-CHR	Fully Upholstered	1215	1260	1325	1335	1390	1500	1600	1690	1880	1315
766-CH24-NA-CHR	Finished Wood	1210									
767-CH24-NA-CHR	Upholstered Seat/Wood Back	1245	1260	1325	1335	1375	1445	1510	1580	1720	1315
768-CH24-NA-CHR	Uph Sea/Wood Back w/Uph Pad	1390	1420	1480	1490	1525	1600	1670	1725	1865	1465



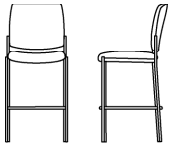
Stool with Arms
Cache Out
24 in. Seat Height
Non-stacking

765-CH24-WA-BLK	Fully Upholstered	1190	1260	1305	1330	1375	1490	1585	1680	1865	1290
766-CH24-WA-BLK	Finished Wood	1185									
767-CH24-WA-BLK	Upholstered Seat/Wood Back	1230	1260	1305	1325	1350	1430	1490	1565	1690	1290
768-CH24-WA-BLK	Uph Seat/Wood Back w/Uph Pad	1375	1420	1465	1470	1505	1585	1650	1705	1850	1445
765-CH24-WA-CHR	Fully Upholstered	1325	1365	1425	1455	1500	1605	1705	1805	1985	1410
766-CH24-WA-CHR	Finished Wood	1300									
767-CH24-WA-CHR	Upholstered Seat/Wood Back	1345	1365	1425	1445	1480	1545	1610	1680	1820	1410
768-CH24-WA-CHR	Uph Sea /Wood Back w/Uph Pad	1490	1525	1580	1590	1630	1705	1770	1825	1970	1565

CACHE OUT STOOL

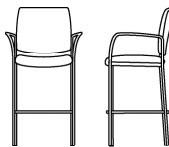
Canadian Pricing

COM/Grade A Grade B Grade C Grade D Grade E Grade F Grade G Grade H Leather COL



Stool Armless
Cache Out
30 in. Seat Height
Non-stacking

765-STL30-NA-BLK	Fully Upholstered	1085	1105	1195	1225	1270	1375	1480	1580	1760	1185
766-STL30-NA-BLK	Finished Wood	1075									
767-STL30-NA-BLK	Upholstered Seat/Wood Back	1130	1155	1195	1215	1245	1330	1390	1455	1590	1185
768-STL30-NA-BLK	Uph Seat/Wood Back w/Uph Pad	1275	1315	1365	1370	1400	1485	1535	1605	1750	1345
765-STL30-NA-CHR	Fully Upholstered	1215	1260	1325	1335	1390	1500	1600	1690	1880	1315
766-STL30-NA-CHR	Finished Wood	1210									
767-STL30-NA-CHR	Upholstered Seat/Wood Back	1245	1260	1325	1335	1375	1445	1510	1580	1720	1315
768-STL30-NA-CHR	Uph Seat/Wood Back w/Uph Pad	1390	1420	1480	1490	1525	1600	1670	1725	1865	1465



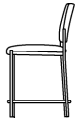
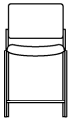
Stool with Arms
Cache Out
30 in. Seat Height
Non-stacking

765-STL30-WA-BLK	Fully Upholstered	1190	1260	1305	1330	1375	1490	1585	1680	1865	1290
766-STL30-WA-BLK	Finished Wood	1185									
767-STL30-WA-BLK	Upholstered Seat/Wood Back	1230	1260	1305	1325	1350	1430	1490	1565	1690	1290
768-STL30-WA-BLK	Uph Seat/Wood Back w/Uph Pad	1375	1420	1465	1470	1505	1585	1650	1705	1850	1445
765-STL30-WA-CHR	Fully Upholstered	1325	1365	1425	1455	1500	1605	1705	1805	1985	1410
766-STL30-WA-CHR	Finished Wood	1300									
767-STL30-WA-CHR	Upholstered Seat/Wood Back	1345	1365	1425	1445	1480	1545	1610	1680	1820	1410
768-STL30-WA-CHR	Uph Seat/Wood Back w/Uph Pad	1490	1525	1580	1590	1630	1705	1770	1825	1970	1565

CACHE STRAIGHT STOOL

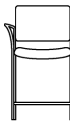
Canadian Pricing

COM/Grade A Grade B Grade C Grade D Grade E Grade F Grade G Grade H Leather COL



Stool Armless
Cache Straight
24 in. Seat Height
Non-stacking

780-CH24-NA-BLK	Fully Upholstered	1085	1105	1195	1225	1270	1375	1480	1580	1760	1185
781-CH24-NA-BLK	Finished Wood	1075									
782-CH24-NA-BLK	Upholstered Seat/Wood Back	1130	1155	1195	1215	1245	1330	1390	1455	1590	1185
783-CH24-NA-BLK	Uph Seat / Wood Back w/Uph Pad	1275	1315	1365	1370	1400	1485	1535	1605	1750	1345
780-CH24-NA-CHR	Fully Upholstered	1215	1260	1325	1335	1390	1500	1600	1690	1880	1315
781-CH24-NA-CHR	Finished Wood	1210									
782-CH24-NA-CHR	Upholstered Seat/Wood Back	1245	1260	1325	1335	1375	1445	1510	1580	1720	1315
783-CH24-NA-CHR	Uph Seat / Wood Back w/Uph Pad	1390	1420	1480	1490	1525	1600	1670	1725	1865	1465



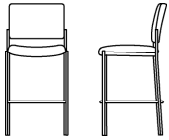
Stool with Arms
Cache Straight
24 in. Seat Height
Non-stacking

780-CH24-WA-BLK	Fully Upholstered	1190	1260	1305	1330	1375	1490	1585	1680	1865	1290
781-CH24-WA-BLK	Finished Wood	1185									
782-CH24-WA-BLK	Upholstered Seat/Wood Back	1230	1260	1305	1325	1350	1430	1490	1565	1690	1290
783-CH24-WA-BLK	Uph Seat / Wood Back w/Uph Pad	1375	1420	1465	1470	1505	1585	1650	1705	1850	1445
780-CH24-WA-CHR	Fully Upholstered	1325	1365	1425	1455	1500	1605	1705	1805	1985	1410
781-CH24-WA-CHR	Finished Wood	1300									
782-CH24-WA-CHR	Upholstered Seat/Wood Back	1345	1365	1425	1445	1480	1545	1610	1680	1820	1410
783-CH24-WA-CHR	Uph Seat / Wood Back w/Uph Pad	1490	1525	1580	1590	1630	1705	1770	1825	1970	1565

CACHE STRAIGHT STOOL

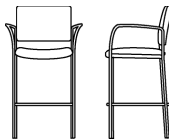
Canadian Pricing

COM/Grade A Grade B Grade C Grade D Grade E Grade F Grade G Grade H Leather COL



Stool Armless
Cache Straight
30 in. Seat Height
Non-stacking

780-STL30-NA-BLK	Fully Upholstered	1085	1105	1195	1225	1270	1375	1480	1580	1760	1185
781-STL30-NA-BLK	Finished Wood	1075									
782-STL30-NA-BLK	Upholstered Seat/Wood Back	1130	1155	1195	1215	1245	1330	1390	1455	1590	1185
783-STL30-NA-BLK	Uph Seat / Wood Back w/Uph Pad	1275	1315	1365	1370	1400	1485	1535	1605	1750	1345
780-STL30-NA-CHR	Fully Upholstered	1215	1260	1325	1335	1390	1500	1600	1690	1880	1315
781-STL30-NA-CHR	Finished Wood	1210									
782-STL30-NA-CHR	Upholstered Seat/Wood Back	1245	1260	1325	1335	1375	1445	1510	1580	1720	1315
783-STL30-NA-CHR	Uph Seat / Wood Back w/Uph Pad	1390	1420	1480	1490	1525	1600	1670	1725	1865	1465



Stool with Arms
Cache Straight
30 in. Seat Height
Non-stacking


780-STL30-WA-BLK	Fully Upholstered	1190	1260	1305	1330	1375	1490	1585	1680	1865	1290
781-STL30-WA-BLK	Finished Wood	1185									
782-STL30-WA-BLK	Upholstered Seat/Wood Back	1230	1260	1305	1325	1350	1430	1490	1565	1690	1290
783-STL30-WA-BLK	Uph Seat / Wood Back w/Uph Pad	1375	1420	1465	1470	1505	1585	1650	1705	1850	1445
780-STL30-WA-CHR	Fully Upholstered	1325	1365	1425	1455	1500	1605	1705	1805	1985	1410
781-STL30-WA-CHR	Finished Wood	1300									
782-STL30-WA-CHR	Upholstered Seat/Wood Back	1345	1365	1425	1445	1480	1545	1610	1680	1820	1410
783-STL30-WA-CHR	Uph Seat / Wood Back w/Uph Pad	1490	1525	1580	1590	1630	1705	1770	1825	1970	1565

CACHE TABLES

Canadian Pricing

How to Build a Cache Table Number

701 - SCR - WDT(LMT) - NAT



Features

Table Tops in Wood, Laminate or Corian
 Eleven Standard Wood Finishes, Seven Standard Wilsonart Laminate Options or Glacier White Corian Top Options
 Four Leg Metal Base Available in CHR Chrome, Eight Standard Powder Coat Finish Options, or Eight Premium Powder Coat Finishes
 Lifetime Limited Warranty

Option Pricing

SCR	Soft Chrome Powder Coat Frame Finish (Same as BLK Price)	N/C
	Standard Powder Coat Finish Options -	
	Specify Finish Option From Above - Upcharge Over Black	\$105
	Premium Powder Coat Finish Options -	
	Specify Finish Option From Above - Upcharge Over Black	\$105
PPC	Premium Powder Coat Finish Upcharge -	
	Net Charge Per Color Per Order	\$260 NET
999	Custom Wood Finish Option - Set Up Fee	\$295 NET

CACHE TABLES

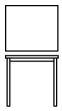
Canadian Pricing

COM/Grade A Grade B Grade C Grade D Grade E Grade F Grade G Grade H Leather COL



Coffee Table
42.5 x 18 x 17.5H
Freestanding

704-BLK-LMT	Coffee Table, BLK Laminate	900
704-BLK-WDT	Coffee Table, BLK, Wood	920
704-BLK-COR	Coffee Table, SCR, Corian	3550
704-CHR-LMT	Coffee Table, BLK, Laminate	1045
704-CHR-WDT	Coffee Table, CHR, Wood	1070
704-CHR-COR	Coffee Table, CHR, Corian	3735



End Table
18W x 16D x 17.5H
Freestanding

705-BLK-LMT	End Table, BLK Laminate	635
705-BLK-WDT	End Table, BLK, Wood	630
705-BLK-COR	End Table, BLK, Corian	2060
705-CHR-LMT	End Table, CHR, Laminate	765
705-CHR-WDT	End Table, CHR, Wood	755
705-CHR-COR	End Table, CHR, Corian	2195

CELEBRATE

Canadian Pricing

How to Build a Celebrate Product Number

960 - FL-NA - 9605 - SCR - PG

Style						PG	Plastic Glides
960	Poly Shell Chair					FG	Felt Glides
961	Poly Shell Chair with Upholstered Seat Pad					C2B	Black Carpet Caster
Base/Frame						C2G	Grey Carpet Caster
SL-NA	Sled Frame, no arms						
SL-WA	Sled Frame, with arms						
FL-NA	Four Leg, no arms						
FL-WA	Four Leg, with arms						
CS-NA	Caster Four Leg, no arms						
WDL-NA	Wood Four Leg, no arms						
CH24SL	Counter Height Stool Sled Frame 24 in seat height						
STL30SL	Bar Height Stool Sled Frame 30 in seat height						
		Poly Shell Colors		Metal Frame/Leg Finish		Wood Leg Finish	
		9605	White	Standard Powder Coats		NAT	Natural
		9601	Black	SCR	Soft Chrome	CHY	Cherry
		9606	Rojo Red	BLK	Black Matte	WCH	Warm Cherry
		9607	Graphite Grey	WHT	White	MAH	Mahogany
		9608	Spicy Mustard	GMTL	Gunmetal	ESP	Espresso
		9609	Sky Blue	LBNZ	Light Bronze	WLT	Weathered Light
		9610	Grey Beige	MBNZ	Medium Bronze	WMD	Weathered Medium
				DBNZ	Dark Bronze	WNT	Walnut
				BRS	Brass	DWNT	Dark Walnut
						WGR	Weathered Grey
				Premium Powder Coats		001	Black
				STN	Stone	999	Custom
				LGB	Light Grey Blue	P1 Painted Wood	
				DGY	Dark Grey	7006	White
				LBL	Light Blue	7044	Stone
				AQU	Aqua	7035	Light Grey
				GRN	Green	7012	Dark Grey
				YLW	Yellow	8012	Dark Red
				LRD	Light Red	3016	Light Red
				Premium Powder Coats to Match Shell Colors		1032	Yellow
				RED	Rojo Red	6011	Green
				GRA	Graphite Grey	6033	Teal
				MUS	Spicy Mustard	6034	Aqua
				SBL	Sky Blue	5024	Light Blue
				GBE	Grey Beige	5014	Medium Blue
						7040	Light Grey Blue

Features

- Flexing one piece poly shell
- All poly shell or poly shell with upholstered seat pad
- Ash Wood Legs
- Plastic Glides (WDL and FL Frames Only)
- Arm option on SL frame with color matching polyurethane wrap
- Tubular steel arm option on FL frames
- SL Sled Frame stacks 8 high on the floor, 10 high on the dolly
- FL Four Leg stacks 8 high on the floor, 10 high on the dolly
- CS Caster Four Leg stacks 6 high on the floor
- CH24 & STL30 Stool Frames stack 6 high on the floor
- GreenGuard Certified
- Meets ANSI/BIFMA Standards

Dimensions

Sled Frame	Counter Height Stool	Upholstered Seat Pad Requirement
Seat 17.75"D x 17"W x 18"H	Seat 17.75"D x 17"W x 24"H	COM .7 yards per one or two seats
Back 16.5"W x 16"H	Back 16.5"W x 16"H	COL 7 sqft per seat
Overall 20.5"D x 19.5"W x 32.5"H	Overall 20.5"D x 21"W x 38.75"H	
With Arms 21.25"W x 25.25"Arm H		
	Bar Height Stool	
Four Leg	Seat 17.75"D x 17"W x 30"H	
Seat 17.75"D x 17"W x 18.25"H	Back 16.5"W x 16"H	
Back 16.5"W x 16"H	Overall 20.5"D x 21"W x 44.75"H	
Overall 20.5"D x 20.75"W x 32.75"H		
With Arms 21.5"W x 26.75"Arm H		
Caster Four Leg		
Seat 17.75"D x 17"W x 17.75"H		
Back 16.5"W x 16"H		
Overall 19"D x 21.5"W x 32.25"H		
Wood Four Leg		
Seat 17.75"D x 17"W x 17.5"H		
Back 16.5"W x 16"H		
Overall 19"D x 18.75"W x 32.75"H		


Option Pricing

Standard Powdercoat Finish		NC
PPC	Premium Powdercoat Finish	\$260 NET (net charge per color per order)
P1	Painted Wood Finish for Wood Legs	\$70
FG	Felt Glide (FL and WDL Base)	\$25
FG-SL	Felt Glide Sled Frame	\$25
C2B	Black Carpet Caster	standard
C2G	Grey Carpet Caster	NC
GD-SL	Plastic Ganger (Sled Frame only)	\$30
999	Custom Wood Finish	\$295 NET
960 FW	Four Wheel Storage Dolly (SL and FL frames)	\$490

CELEBRATE

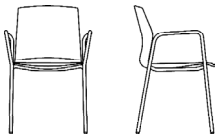
Canadian Pricing

COM/Grade A Grade B Grade C Grade D Grade E Grade F Grade G Grade H Leather COL



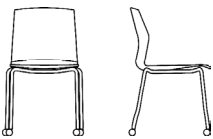
Four Leg

960-FL-NA 1 620



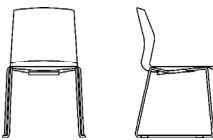
For Leg with Arms

962-FL-NA 3 995 1020 1040 1080 1115 1190 1250 1310 1275 1040
 960-FL-WA 4 735



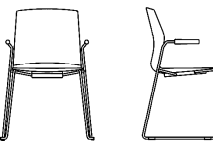
Caster Four Leg

961-FL-WA 5 985 1000 1035 1070 1100 1175 1240 1305 1265 1035
 962-FL-WA 6 1105 1120 1155 1190 1220 1295 1360 1425 1385 1155



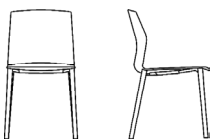
Sled Frame

960-CS-NA 7 875
 961-CS-NA 8 1120 1150 1165 1205 1240 1310 1365 1435 1400 1165



Sled Frame with Arms

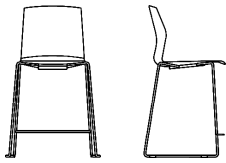
962-CS-NA 9 1240 1270 1285 1325 1360 1430 1485 1555 1520 1285
 960-SL-NA 10 655



Wood Four Leg

961-SL-NA 11 910 950 960 995 1035 1100 1165 1230 1190 960
 962-SL-NA 12 1030 1070 1080 1115 1155 1220 1285 1350 1310 1080

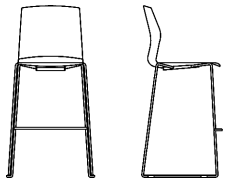
COM/Grade A Grade B Grade C Grade D Grade E Grade F Grade G Grade H Leather COL



Counter Height Sled Frame Stool 24 in. Seat Ht

960-SL-WA 13 815

961-SL-WA 14 1060 1050 1100 1140 1175 1250 1310 1375 1340 1100



Bar Height Sled Frame Stool 30 in. Seat Ht

962-SL-WA 15 1180 1170 1220 1260 1295 1370 1430 1495 1460 1220

960-WDL-NA 16 1095

CELEBRATE

Canadian Pricing

How to Build a Celebrate Swivel Product Number

960 - H4-NA - 9605 - SCR - C2G

Style				Glides/Casters
960	Poly Shell Chair			FG Felt Glides(H4 base only)
961	Poly Shell Chair with Upholstered Seat Pad			C2B Black Carpet Caster
Base/Frame				C2G Grey Carpet Caster
H4-NA	High Four Swivel Base, no arms			C7B Chrome Caster with Black Tread
H4-WA	High Four Swivel Base with arms			C7G Chrome Caster with Grey Tread
H4C-NA	High Four Swivel Base with Casters, no arms			
H4C-WA	High Four Swivel Base with Casters with arms			
TSC-NA	Five Star Height Adjustable, no arms, simple tilt			
TSC-WA	Five Star Height Adjustable, with arms, simple tilt			
		Plastic Base		
		B2	Black Plastic Five Star	
		Metal Base Finish		
		PAL	Polished Aluminum	
	Poly Shell Colors			
	9605	White	Standard Powder Coats	Premium Powder Coats
	9601	Black	SCR Soft Chrome	STN Stone
	9606	Rojo Red	BLK Black Matte	LGB Light Grey Blue
	9607	Graphite Grey	WHT White	DGY Dark Grey
	9608	Spicy Mustard	GMTL Gunmetal	LBL Light Blue
	9609	Sky Blue	LBNZ Light Bronze	AQU Aqua
	9610	Grey Beige	MBNZ Medium Bronze	GRN Green
			DBNZ Dark Bronze	YLW Yellow
			BRS Brass	LRD Light Red
				Premium Powder Coats to Match Shell Colors
				RED Rojo Red
				GRA Graphite Grey
				MUS Spicy Mustard
				SBL Sky Blue
				GBE Grey Beige

Features

- Flexing one piece poly shell
- All poly shell or all poly shell with upholstered seat pad
- Tubular steel arm option on all swivel models
- Three swivel base options
- TSC has simple tilt and seat height adjustment
- GreenGuard Certified
- Meets ANSI/BIFMA Standards
- Lifetime Limited Warranty

Dimensions

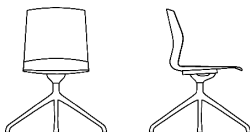
	High Four Swivel	High Four Swivel with Casters	Five Star Height Adjustable
Seat	17.75"D x 17"W x 18"H	Seat 17.75"D x 17"W x 18"H	Seat 17.75"D x 17"W x 17"-20.5"H
Back	16.5"W x 16"H	Back 16.5"W x 16"H	Back 16.5"W x 16"H
Overall	19"D x 26.25"W x 32.5"H	Overall 19"D x 27"W x 32.5"H	Overall 26.5"D x 29"W x 32"-35.5"H
With Arms	21.5"W x 25.25"Arm H	With Arms 21.5"W x 25.25"Arm H	With Arms 21.5"W x 26.5-30"Arm H
Base Dia.	26.25"	Base Dia. 27"	Base Dia. 29"

Upholstered Seat Pad Requirement	
COM	.7 yards per one or two seats
COL	7 sqft per seat

Option Pricing

PAL	Polished aluminum	Standard
	Standard Powdercoat Finish	Standard
PPC	Premium Powdercoat Finish	\$260 NET (net charge per color per order)
B2	Black plastic base (TSC base option)	\$175 Deduct
FG	Felt Glide (H4 Base)	Standard
C2B	Carpet Caster Black	Standard
C2G	Carpet Caster Grey	NC
C7B	Chrome Caster with Black Tread	NC
C7G	Chrome Caster with Grey Tread	NC

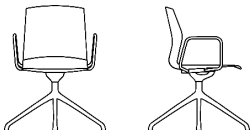
COM/Grade A Grade B Grade C Grade D Grade E Grade F Grade G Grade H Leather COL



High Four Swivel Base

960-H4-NA

961-H4-NA	1250	1285	1325	1360	1435	1495	1555	1525	1285	1285
-----------	------	------	------	------	------	------	------	------	------	------

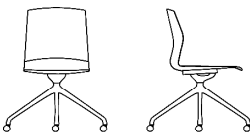


High Four Swivel Base with Arms

962-H4-NA

960-H4-WA	1370	1405	1445	1480	1555	1615	1675	1645	1405	1405
-----------	------	------	------	------	------	------	------	------	------	------

960-H4-WA

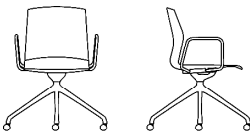


High Four Swivel Base with Casters

961-H4-WA

962-H4-WA	1500	1510	1545	1585	1650	1715	1780	1740	1510	1510
-----------	------	------	------	------	------	------	------	------	------	------

962-H4-WA

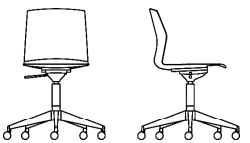


High Four Swivel Base with Casters and Arms

960-H4C-NA

961-H4C-NA	1300	1325	1360	1400	1470	1530	1600	1555	1325	1325
------------	------	------	------	------	------	------	------	------	------	------

961-H4C-NA

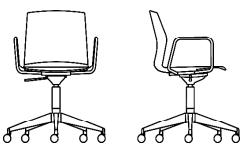


Five Star Swivel Base Height Adjustable

962-H4C-NA

960-H4C-WA	1420	1445	1480	1520	1590	1650	1720	1675	1445	1445
------------	------	------	------	------	------	------	------	------	------	------

960-H4C-WA



Five Star Swivel Base Height Adjustable with Arms

961-H4C-WA

962-H4C-WA	1500	1545	1585	1620	1695	1755	1815	1780	1545	1545
------------	------	------	------	------	------	------	------	------	------	------

962-H4C-WA

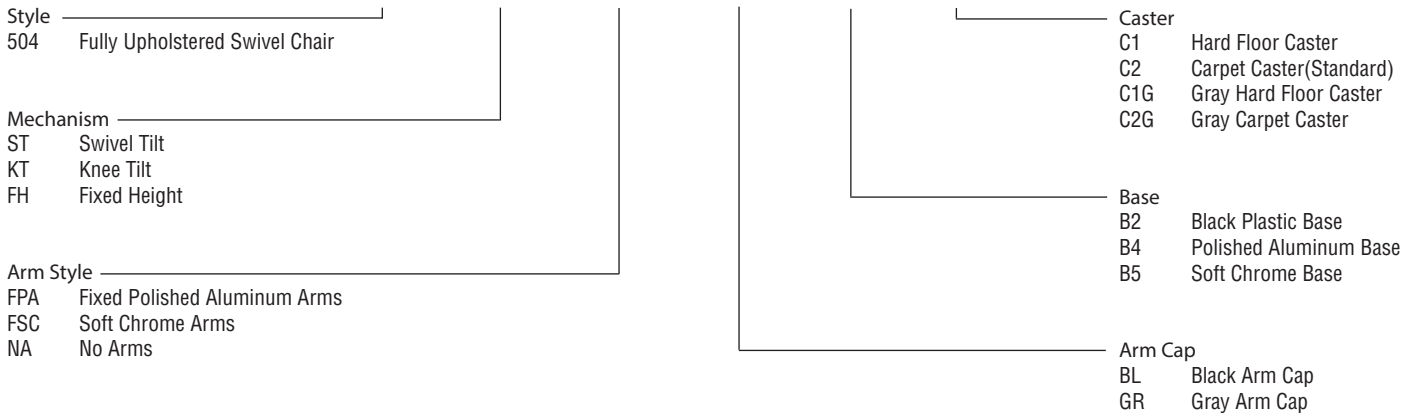
962-H4C-WA	1620	1665	1705	1740	1815	1875	1935	1900	1665	1665
------------	------	------	------	------	------	------	------	------	------	------

CLEVER SWIVEL

Canadian Pricing

How to Build a Clever Swivel Product Number

504 - ST - FPA - BL - B4 - C2



Features

Elegant, Clean Design for Conference or Private Office Applications
Polyurethane Arm Caps, Black or Gray
CAL 117 Standard, CAL 133 Optional
GREENGUARD Certified
Meets ANSI/BIFMA Standards
Lifetime Limited Warranty

Dimensions

504 Clever Swivel	
Seat	19"D x 21.5"W x 16-19"
Back	19.5"W x 20"H
Arm	25.5-28"H
Overall Size	26"D x 23.75"W x 36.25-39.25"H
Base Dia.	27"
COM	1.9 yards
COL	40 sqft

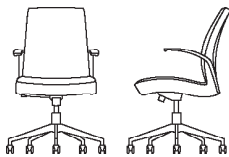
Option Pricing

F1	CAL 133 Compliance	\$65
C1	Hard Floor Caster, Black	\$45
C2	Carpet Caster, Black	N/C
C1G	Hard Floor Caster, Grey	\$100
C2G	Carpet Caster, Grey	N/C
B2	Black Plastic Base - Standard	N/C
B4	Polished Aluminum Base	\$175
B5	Soft Chrome Finished Base	\$115
CCYL	Chrome Cylinder	\$40

CLEVER SWIVEL

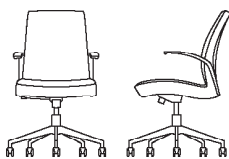
Canadian Pricing

COM/Grade A Grade B Grade C Grade D Grade E Grade F Grade G Grade H Leather COL



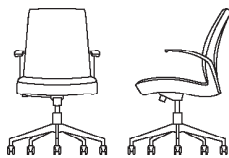
Swivel Tilt Mechanism

504-ST-NA	No Arms	1490	1575	1600	1700	1770	1945	2085	2235	2445	1585
504-ST-FPA	Fixed Polished Aluminum Arms	1885	1945	1985	2085	2165	2335	2480	2635	2840	1965
504-ST-FSC	Soft Chrome Arms	1885	1945	1985	2085	2165	2335	2480	2635	2840	1965



Knee Tilt Mechanism

504-KT-NA	No Arms	1610	1680	1720	1820	1890	2070	2215	2355	2580	1705
504-KT-FPA	Fixed Polished Aluminum Arms	2005	2050	2115	2215	2295	2460	2615	2760	2970	2090
504-KT-FSC	Soft Chrome Arms	2005	2050	2115	2215	2295	2460	2615	2760	2970	2090

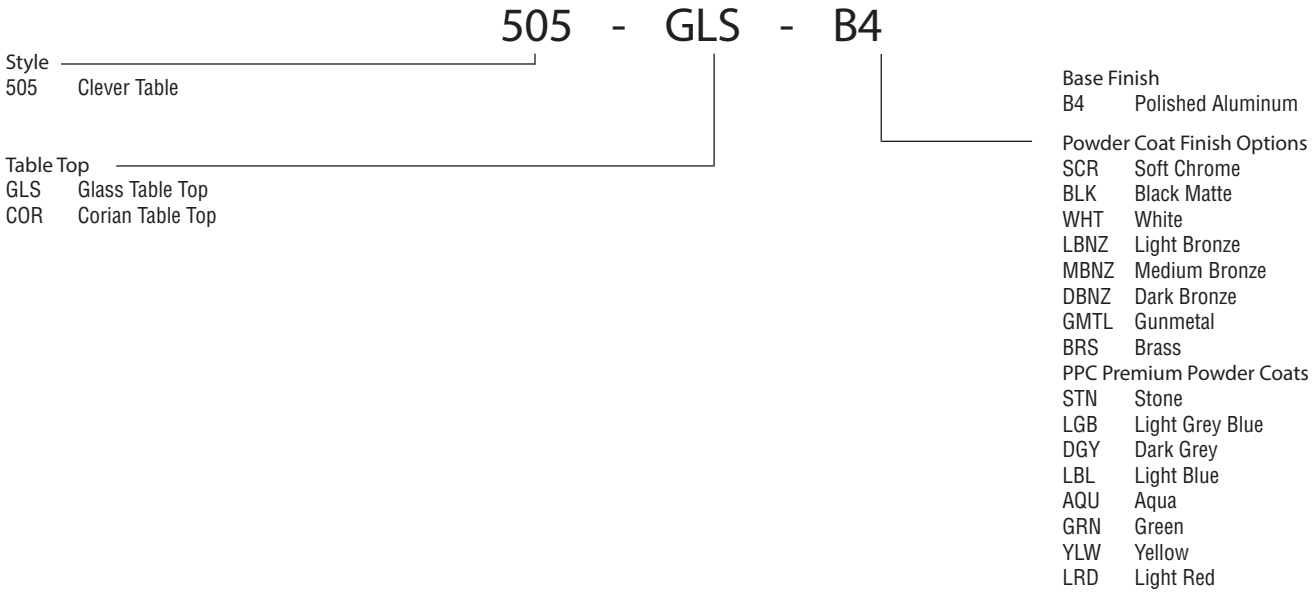


Fixed Height Swivel Tilt

504-FH-NA	No Arms	1490	1575	1600	1700	1770	1945	2085	2235	2445	1585
504-FH-FPA	Fixed Polished Aluminum Arms	1885	1945	1985	2085	2165	2335	2480	2635	2840	1965
504-FH-FSC	Soft Chrome Arms	1885	1945	1985	2085	2165	2335	2480	2635	2840	1965

CLEVER TABLE

How to Build a Clever Table Product Number



Features

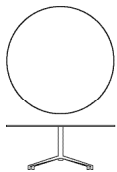
- Four Star Polished Aluminum Base
- White Back Painted Glass Table Top
- Lifetime Limited Warranty

Option Pricing

	Standard Powder Coat Finish Options - Specify Finish Option From Above	N/C
	Premium Powder Coat Finish Options - Specify Finish Option From Above	N/C
PPC	Premium Powder Coat Finish Upcharge - Net Charge Per Color Per Order	200 NET

Dimensions

505 Round Table Overall Size 13.25'H x 36'D



Clever Table

505-GLS-B4	Glass Top, Polished Aluminum Base	1710
505-GLS-SCR	Glass Top, Powder Coat Finish	1810
505-COR-B4	Corian Top, Polished Aluminum Base	4130
505-COR-SCR	Corian Top, Powder Coat Finish	4230

CRISSCROSS LOUNGE

Canadian Pricing

How to Build a CrissCross Lounge Product Number

840 - CHR - WA

Style	840 Low Back Chair	Arm Style	NA Armless
	841 Mid Back Lounge	WA Wire Arm with Upholstered Arm Cap	
	842 High Back Lounge		

Frame Finish	CHR Chrome	Premium Powder Coats
	Standard Powder Coats	STN Stone
	SCR Soft Chrome	LGB Light Grey Blue
	BLK Black Matte	DGY Dark Grey
	WHT White	LBL Light Blue
	GMTL Gunmetal	AQU Aqua
	LBNZ Light Bronze	GRN Green
	MBNZ Medium Bronze	YLW Yellow
	DBNZ Dark Bronze	LRD Light Red
	BRS Brass	

Features

- CrissCross Base Design with Eight Standard and Eight Premium Powder Coat Options
- Low Back Chair has Taller Base
- Three Back Height Options
- Upholstered Arm Caps on Wire Arm Frame
- Low Back Armless Only
- CAL 117-2013 Standard, CAL133 Optional
- GreenGuard Certified
- Meets ANSI/BIFMA Standards
- Lifetime Limited Warranty

Dimensions

	840 Low Back Chair	841 Mid Back Lounge	842 High Back Lounge
Seat	17"H x 24"W x 18.5"D	Seat 15"H x 24"W x 18.5"D	Seat 15"H x 24"W x 18.5"D
Back	15"H x 24"W	Back 24"H x 24"W	Back 34.5"H x 24"W
Overall	31"H x 24"W x 27"D	Arm 21.5"H	Arm 21.5"H
		Overall 35.25"H x 29"W x 33"D	Overall 44"H x 29"W x 33"D
		24"W armless	24"W armless
COM	2 yds	COM 2.5 yds	COM 3 yds
COL	53 sqft.	COL 67 sqft.	COL 78 sqft.

Option Pricing

F1	CAL 133 Compliance	\$175
	Standard Powder Coat Finish Options - Specify Finish Option From Above	\$105
	Premium Powder Coat Finish Options - Specify Finish Option From Above	\$105
PPC	Premium Powder Coat Finish Upcharge - Net Charge Per Color Per Order	\$260 NET

Upholstery Note

Source cuts randomly off the bolt. For multiple fabrics, pattern matching or special fabric applications, please contact customer service as additional yardage or charges may apply.

CRISSCROSS LOUNGE

Canadian Pricing

COM/Grade A Grade B Grade C Grade D Grade E Grade F Grade G Grade H Leather COL



Low Back Chair
Armless Only

840-CHR-NA	1710	1785	1820	1885	1950	2085	2215	2335	2840	1800
------------	------	------	------	------	------	------	------	------	------	------



Mid Back Lounge

841-CHR-NA	2080	2205	2240	2300	2380	2560	2735	2895	3595	2215
841-CHR-WA	2635	2730	2795	2860	2950	3140	3295	3455	4160	2770



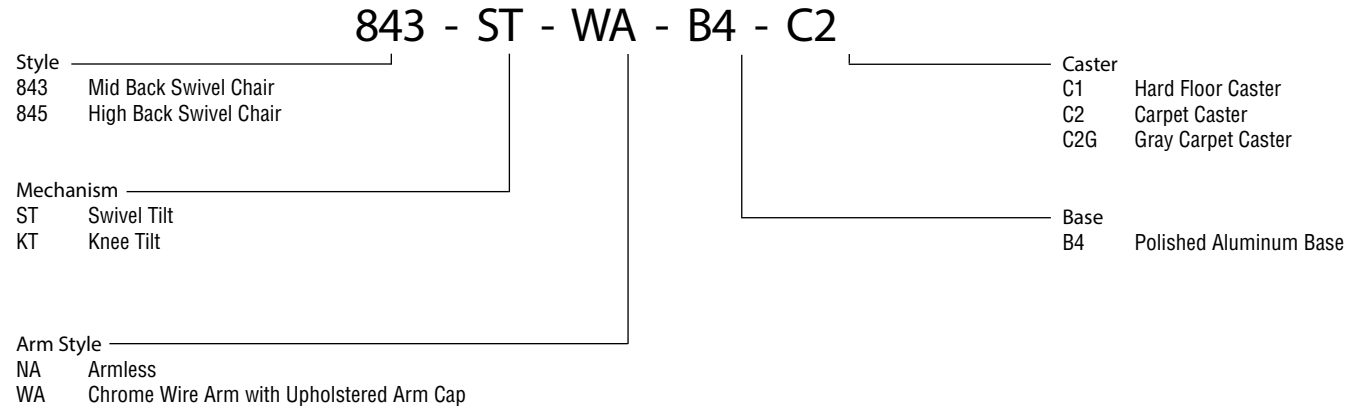
High Back Lounge

842-CHR-NA	2355	2520	2595	2620	2700	2915	3100	3275	4290	2560
842-CHR-WA	2915	3045	3150	3170	3265	3470	3655	3845	4855	3120

CRISSCROSS SWIVEL

Canadian Pricing

How to Build a CrissCross Swivel Product Number



Features

- Polished Aluminum Base Standard
- Pneumatic Cylinder Standard in Chrome
- Upholstered Arm Caps on Chrome Arm Frame
- CAL 117-2013 Standard, CAL133 Optional
- GreenGuard Certified
- Meets ANSI/BIFMA Standards
- Lifetime Limited Warranty

Dimensions	843 Mid back	845 High Back
Seat	17-20"H x 21"W x 18.5"D	Seat 17-20"H x 21"W x 18.5"D
Back	24"H x 21"W	Back 34.5"H x 21"W
Arm	25.5"-28.5"H	Arm 25.5"-28.5"H
Overall	41.5"-44.5"H x 26"W x 29"D	Overall 51"-54"H x 26"W x 29"D
	21"W armless	21"W armless
Base Dia.	29"	Base Dia. 29"
COM	2.5 yds	COM 3 yds
COL	67 sqft.	COL 78 sqft.

Option Pricing

F1	CAL 133 Compliance	\$175
C1	Hard Floor Caster, Black	\$45
C2G	Carpet Caster, Grey	N/C

Upholstery Note

Source cuts randomly off the bolt. For multiple fabrics, pattern matching or special fabric applications, please contact customer service as additional yardage or charges may apply.

CRISSCROSS SWIVEL

Canadian Pricing

COM/Grade A Grade B Grade C Grade D Grade E Grade F Grade G Grade H Leather COL



843-ST-NA	Swivel Tilt	2060	2100	2170	2285	2365	2550	2715	2870	3530	2145
843-KT-NA	Knee Tilt	2185	2260	2300	2420	2500	2685	2840	3010	3655	2280



845-ST-NA	Swivel Tilt	2315	2415	2445	2580	2660	2870	3055	3235	4130	2425
845-KT-NA	Knee Tilt	2445	2520	2580	2700	2795	3010	3175	3370	4280	2550



843-ST-WA	Swivel Tilt	2585	2680	2700	2820	2895	3085	3250	3415	4065	2680
843-KT-WA	Knee Tilt	2720	2785	2840	2950	3035	3350	3385	3545	4200	2815



845-ST-WA	Swivel Tilt	2840	2940	2975	3115	3210	3415	3585	3775	4685	2955
845-KT-WA	Knee Tilt	2975	3045	3115	3235	3335	3545	3730	3910	4815	3075

DEFIGN SWIVEL

Canadian Pricing

How to Build a Defign Swivel Product Number

130 - FHG - B4 - PAL - C7G

Style	_____	Caster	_____
130	Low Back	C2B	Black Carpet Casters
131	Mid Back	C2G	Grey Carpet Casters
132	High Back	C7B	Chrome Caster with Black Tread
		C7G	Chrome Caster with Grey Tread
		G1B	Black Glides
		G1G	Grey Glides
Mechanism/Base	_____	Arm	_____
FH-G	Fixed Height Five Star, Glides, Auto Return	NA	No Arm
FH-C	Fixed Height Five Star, Casters	PAL	Polished Aluminum-No Cap
TS-G	Simple Tilter Five Star, Glides	PAL-B	Polished Aluminum-Black Arm Cap
TS-C	Simple Tilter Five Star, Casters	PAL-G	Polished Aluminum-Grey Arm Cap
ST	Swivel Tilt Five Star, Casters	PAB	Black-No Cap
KT	Knee Tilt Five Star, Casters	PAB-B	Black-Black Arm Cap
		DBNZ	Dark Bronze-No Cap
		DBNZ-B	Dark Bronze-Black Arm Cap
		DBNZ-G	Dark Bronze-Grey Arm Cap
Base Finish	_____		
B4	Polished Aluminum		
BLK	Black Matte		
DBNZ	Dark Bronze		

Features

- Three back heights
- Molded foam for superior comfort
- Polished Aluminum arms and base available in three color options, polished, black and dark bronze
- Injection molded textured plastic arm caps in black or grey or no arm cap
- Mechanism options include Swivel tilt, Simple Tilt, Knee Tilt and Fixed Height Swivel
- Auto Return Standard on FH-G Base
- Glides ship with Felt Pads for field installation
- Cal 117 standard
- Greenguard Certified
- Meets ANSI/BIFMA Standards
- Lifetime Limited Warranty

Dimensions

ST Model	130 Defign Low Back Swivel	131 Defign Mid Back Swivel	132 Defign High Back Swivel
	Seat 16-18.75"H x 19.5"W x 18.25"D	Seat 16-18.75"H x 19.5"W x 18.25"D	Seat 16-18.75"H x 19.5"W x 18.25"D
	Back 16.5"H	Back 20"H	Back 28"H
	Arm 8"H	Arm 8"H	Arm 8"H
	Overall 32.5-35.25"H x 26"W x 26"D	Overall 36-38.75"H x 26"W x 26.5"D	Overall 44-46.75"H x 26"W x 27"D
	Base Dia 26"	Base Dia 26"	Base Dia 26"
	COM 1.5 yds	COM 1.5 yds	COM 2 yds
	COL 27 sqft	COL 27 sqft	COL 36 sqft

Seat Height Range Varies by Mechanism

FH-G	17.5"
FH-C	18"
ST	16-18.75"
KT	16-18.5"
TS-G	16-21"
TS-C	16-18.75"

Option Pricing

PAL	Base - Polished Aluminum	N/C	
BLK	Base - Black	\$100	
DBNZ	Base - Dark bronze	\$100	
NA	No Arm Option	Deduct \$100	
PAL	Polished Aluminum Arm - No Caps	N/C	
PAL-B	Polished Aluminum Arm - Black Caps	\$165	
PAL-G	Polished Aluminum Arm - Grey Caps		\$165
PAB	Black Arm - No Caps	\$100	
PAB-B	Black Arm - Black Caps	\$165	
DBNZ	Dark Bronze Arm - No Caps	\$100	
DBNZ-B	Dark Bronze Arm - Black Caps	\$165	
DBNZ-G	Dark Bronze Arm - Grey Caps	\$165	
C2B	Carpet Caster, Black	N/C	
C2G	Carpet Caster, Grey	N/C	
C7B	Chrome Caster with Black Tread	N/C	
C7G	Chrome Caster with Grey Tread	N/C	
G1B	Black Glides	N/C	
G1G	Grey Glides	N/C	

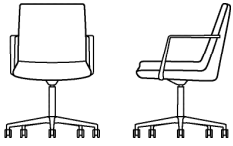
Upholstery Note

Source cuts randomly off the bolt. For multiple fabrics, pattern matching or special fabric applications, please contact customer service as additional yardage or charges may apply.

DEFIGN SWIVEL

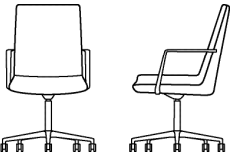
Canadian Pricing

COM/Grade A Grade B Grade C Grade D Grade E Grade F Grade G Grade H Leather COL



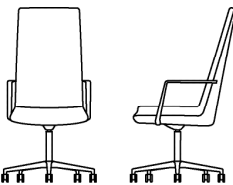
Low Back Swivel

130-FH-G	Fixed Height 18" Glides Auto Ret.	2435	2470	2585	2620	2685	2840	2970	3110	3175	2555
130-FH-C	Fixed Height 18" Casters	2495	2575	2650	2680	2750	2915	3040	3160	3235	2625
130-ST	Swivel Tilt	2535	2575	2695	2730	2795	2950	3075	3220	3175	2670
130-KT	Knee Tilt	2435	2470	2585	2620	2685	2840	2970	3110	3175	2555
130-TS-G	Simple Tilter-Glides	2495	2575	2650	2680	2750	2915	3040	3160	3235	2625
130-TS-C	Simple Tilter-Casters	2535	2575	2695	2730	2795	2950	3075	3220	3175	2670



Mid Back Swivel

131-FH-G	Fixed Height 18" Glides Auto Ret.	2435	2470	2585	2620	2685	2840	2970	3110	3175	2555
131-FH-C	Fixed Height 18" Casters	2495	2575	2650	2680	2750	2915	3040	3160	3235	2625
131-ST	Swivel Tilt	2535	2575	2695	2730	2795	2950	3075	3220	3175	2670
131-KT	Knee Tilt	2435	2470	2585	2620	2685	2840	2970	3110	3175	2555
131-TS-G	Simple Tilter-Glides	2495	2575	2650	2680	2750	2915	3040	3160	3235	2625
131-TS-C	Simple Tilter-Casters	2535	2575	2695	2730	2795	2950	3075	3220	3175	2670

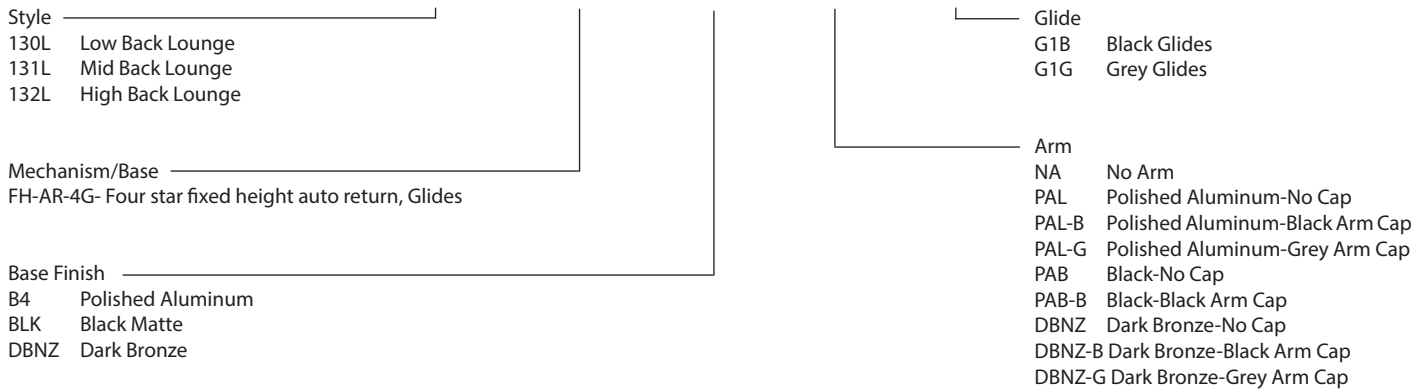


High Back Swivel

132-FH-G	Fixed Height 18" Glides Auto Ret.	2435	2470	2585	2620	2685	2840	2970	3110	3175	2555
132-FH-C	Fixed Height 18" Casters	2495	2575	2650	2680	2750	2915	3040	3160	3235	2625
132-ST	Swivel Tilt	2535	2575	2695	2730	2795	2950	3075	3220	3175	2670
132-KT	Knee Tilt	2435	2470	2585	2620	2685	2840	2970	3110	3175	2555
132-TS-G	Simple Tilter-Glides	2495	2575	2650	2680	2750	2915	3040	3160	3235	2625
132-TS-C	Simple Tilter-Casters	2535	2575	2695	2730	2795	2950	3075	3220	3175	2670

How to Build a Defign Lounge Product Number

130 - FHG - B4 - PAL - C7G



Features

- Three back heights
- Molded foam for superior comfort
- Four Star Swivel Base with Auto Return and 16" Seat Height
- Polished Aluminum arms and base available in three color options, polished, black and dark bronze
- Injection molded textured plastic arm caps in black or grey or no arm cap
- Glide colors of black and grey will match base finish
- Cal 117 standard
- Greenguard Certified
- Meets ANSI/BIFMA Standards
- Lifetime Limited Warranty

Dimensions

	130L Defign Low Back Lounge	131L Defign Mid Back Lounge	132L Defign High Back Lounge
Seat	16"H x 19.5"W x 18.25"D	16"H x 19.5"W x 18.25"D	16"H x 19.5"W x 18.25"D
Back	16.5"H	20"H	28"H
Arm	8"H	8"H	8"H
Overall	32.25"H x 26"W x 26"D	35.75"H x 26"W x 26.5"D	43.75"H x 29"W x 26.5"D
Base Dia	26"	26"	29"
COM	1.5 yds	1.5 yds	2 yds
COL	27 sqft	27 sqft	36 sqft

DEFIGN LOUNGE

Canadian Pricing

Option Pricing

PAL	Base - Polished Aluminum	N/C
BLK	Base - Black	\$100
DBNZ	Base - Dark bronze	\$100
NA	No Arm Option	Deduct \$100
PAL	Polished Aluminum Arm - No Caps	N/C
PAL-B	Polished Aluminum Arm - Black Caps	\$165
PAL-G	Polished Aluminum Arm - Grey Caps	\$125
PAB	Black Arm - No Caps	\$100
PAB-B	Black Arm - Black Caps	\$165
DBNZ	Dark Bronze Arm - No Caps	\$100
DBNZ-B	Dark Bronze Arm - Black Caps	\$165
DBNZ-G	Dark Bronze Arm - Grey Caps	\$165

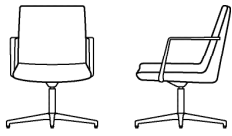
Upholstery Note

Source cuts randomly off the bolt. For multiple fabrics, pattern matching or special fabric applications, please contact customer service as additional yardage or charges may apply.

DEFIGN LOUNGE

Canadian Pricing

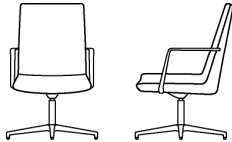
COM/Grade A Grade B Grade C Grade D Grade E Grade F Grade G Grade H Leather COL



Low Back Lounge

130L-FH-ARG


2435 2470 2585 2620 2685 2840 2970 3110 3175 2555



Mid Back Lounge

131L-FH-ARG

2495 2575 2650 2680 2750 2915 3040 3160 3235 2625



High Back Lounge

132L-FH-ARG

2535 2575 2695 2730 2795 2950 3075 3220 3175 2670

EVERWOOD

Canadian Pricing

How to Build a Everwood Product Number

180 - NAT - 1801 - PG

<p>Style _____</p> <p>180 Poly Seat, Poly Back Chair</p> <p>181 Upholstered Seat Pad, Poly Back Chair</p> <p>182-CH24 Poly Seat, Poly Back Counter Height Stool</p> <p>183-CH24 Upholstered Seat Pad, Poly Back Counter Height Stool</p> <p>182-STL30 Poly Seat, Poly Back Bar Height Stool</p> <p>183-STL30 Upholstered Seat Pad, Poly Back Bar Height Stool</p>	<p>PG Plastic Glide (std)</p>
<p>Wood Finishes on Ash _____</p> <p>NAT Natural</p> <p>CHY Cherry</p> <p>WCH Warm Cherry</p> <p>MAH Mahogany</p> <p>WLT Weathered Light</p> <p>WMD Weathered Medium</p> <p>WGR Weathered Grey</p> <p>WNT Walnut</p> <p>DWNT Dark Walnut</p> <p>ESP Espresso</p> <p>001 Black</p> <p>999 Custom</p>	<p>Poly Colors</p> <p>1801 Black</p> <p>1805 White</p> <p>1819 Neutral Grey</p> <p>1820 Smokey Blue</p> <p>1821 Mustard</p> <p>1822 Cocoa</p>
<p>P3 Painted Colors on Ash</p> <p>7006 White</p> <p>7044 Stone</p> <p>7035 Light Grey</p> <p>7012 Dark Grey</p> <p>8012 Dark Red</p> <p>3016 Light Red</p> <p>1032 Yellow</p> <p>6011 Green</p> <p>6033 Teal</p> <p>6034 Aqua</p> <p>5024 Light Blue</p> <p>5014 Medium Blue</p> <p>7040 Light Grey Blue</p>	

Features

- Ash Wood frame
- Two stool seat height options, 24" and 30"
- Metal four sided footrest in chrome, 18" below seat height
- Plastic Glide standard, Felt Glide optional
- Eleven Standard Wood Finishes and Thirteen Standard Painted Wood Finishes
- Greenguard Certified
- Meets ANSI/BIFMA Standards

Dimensions


Chair		Counter Stool		Bar Stool	
Seat	17.75"D 17.75"W x 17"H	Seat	17"D 17.75"W x 24"H	Seat	17"D 17.75"W x 30"H
Back	17.25"W x 15"H	Back	17.25"W x 15"H	Back	17.25"W x 15"H
Overall	20.75"D x 19.75"W x 31"H	Overall	20.75"D x 19.25"W x 37"H	Overall	20.75"D x 19.25"W x 43"H

Upholstered Seat Pad	
COM	.7 yards per one or two seats
COL	7 sqft per seat

Option Pricing


P3	Painted Wood Finish - Specify Paint Color Number From Above	\$70
999	Custom Wood Finish Option - Set Up Fee	\$295 NET
FG	Felt Glides	\$25

COM/Grade A Grade B Grade C Grade D Grade E Grade F Grade G Grade H Leather COL




Everwood Chair

180	Poly Seat, Poly Back	975										
181	Upholstered Seat Pad, Poly Back	1270	1315	1315	1335	1365	1405	1465	1505	1545	1315	



Everwood Counter Stool


182-CH24	Poly Seat, Poly Back	1315										
183-CH24	Upholstered Seat Pad, Poly Back	1590	1630	1635	1665	1685	1725	1780	1820	1860	1635	



Everwood Bar Stool

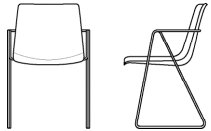
182-STL30	Poly Seat, Poly Back	1350										
183-STL30	Upholstered Seat Pad, Poly Back	1630	1630	1680	1700	1720	1770	1810	1865	1890	1680	

COM/Grade A Grade B Grade C Grade D Grade E Grade F Grade G Grade H Leather COL



Wood Shell

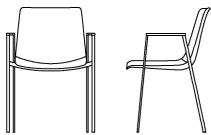
270-FL-CHR-CLR	Beech Wood, Four leg	1275
270-FL-CHR-OAK	Premium Veneer, Four leg	1535



Wood Shell

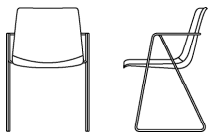
270-SL-CHR-CLR	Beech Wood, Sled Frame	1190
270-SL-CHR-OAK	Premium Veneer, Sled Frame	1470

COM/Grade A Grade B Grade C Grade D Grade E Grade F Grade G Grade H Leather COL



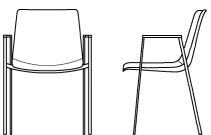
Wood Shell, Upholstered Seat Pad

271-FL-CHR-CLR	Beech Wood Four Leg	1445	1470	1500	1530	1570	1635	1690	1760	1845	1485
271-FL-CHR-OAK	Premium Veneer Four Leg	1710	1735	1770	1805	1845	1910	1970	2020	2105	1760




Wood Shell, Upholstered Seat Pad

271-SL-CHR-CLR	Beech Wood Sled Frame	1375	1420	1410	1455	1490	1555	1610	1670	1760	1400
271-SL-CHR-OAK	Premium Veneer Sled Frame	1650	1680	1690	1720	1765	1825	1890	1945	2020	1680



Fully Upholstered

272-FL-CHR	Four Leg	1585	1630	1735	1780	1850	2005	2160	2300	2345	1720
------------	----------	------	------	------	------	------	------	------	------	------	------



Fully Upholstered

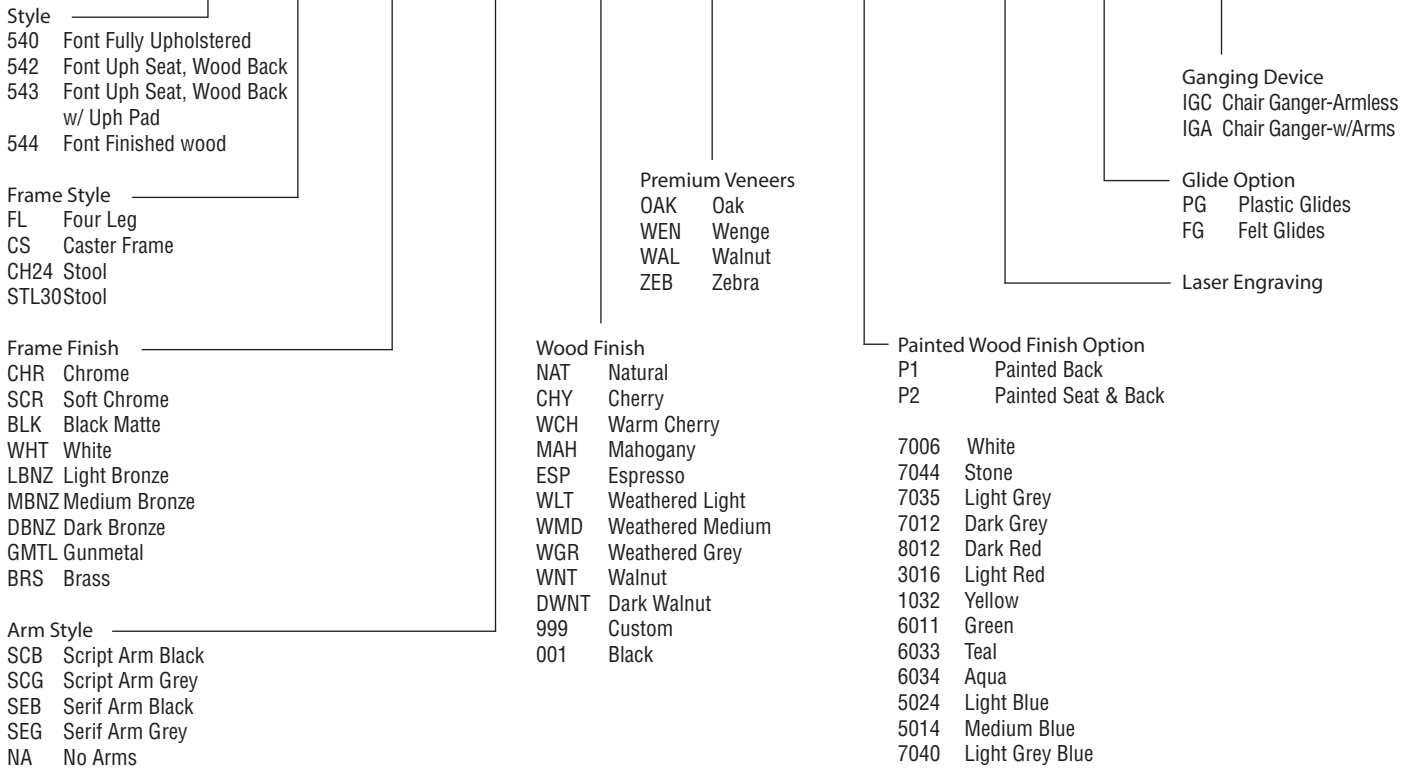
272-SL-CHR	Sled frame	1500	1575	1660	1690	1765	1920	2070	2215	2265	1635
------------	------------	------	------	------	------	------	------	------	------	------	------

FONT

Canadian Pricing

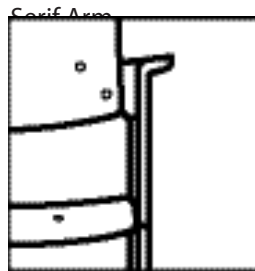
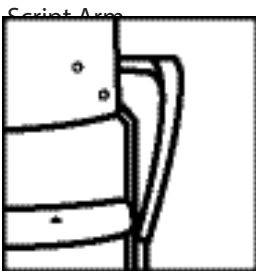
How to Build a Font Product Number

540 - FL - BLK - SCB - NAT - OAK - P1-7006 - ENG - PG - IGA



Features

- Seat and Back, Fully Upholstered, All Wood or Combination
- Eleven Standard Wood Finishes, Thirteen Standard Painted Wood Finishes and Four Premium Veneers
- Four Leg Frame, Caster Frame, Stool Frame (All Wall Saver)
- Four Leg Chairs Stack 6 High on Floor, 8 High on Dolly
- Black, Soft Chrome and Chrome are Standard
- Seat Pan ships on all Chair models
- Polyurethane Armrests
- GREENGUARD Certified
- Meets ANSI/BIFMA Standards
- CAL 117 Standard, CAL 133 Optional
- Lifetime Limited Warranty



Dimensions

Four Leg Chair

Seat:	18.5"D x 17.5"W x 18"H
Back	13"H x 17.5"W
Arm Height:	26.5"H
Overall Size:	33"H x 22.5"D x 21.5"W (19"W w/out Arms)

COM

Fully Upholstered: 1.2 yards

Seats Only: 0.9 yds per 2 seats

Seat, Upholstered Inner Back Pad: 0.8 yards

COL

Fully Upholstered: 20 sq. ft.

Seats Only: 8 sq. ft.

Seat, Upholstered Inner Back Pad: 15 sq. feet

Stool Dimensions - 24"

Seat	18.5"D x 17.5"W x 24"H
Back	13"H x 17.5"W
Arm Height	32"H
Overall Size	39.5"H x 24"D x 21.5"W (19"W w/out Arms)

Caster Chair Dimensions

Seat	18.5"D x 17.5"W x 18"H
Back	13"H x 17.5"W
Arm Height	26.5"H
Overall Size	33"H x 22.5"D x 21.5"W (19"W w/out Arms)

Stool Dimensions - 30"

Seat	18.5"D x 17.5"W x 30"H
Back	13"H x 17.5"W
Arm Height	38"H
Overall Size	45.5"H x 24"D x 21.5"W (19"W w/out Arms)

Option Pricing

540/IGC	Integrated Ganging Connector (Set) for Armless Chairs	\$60
540/IGA	Integrated Ganging Connector (Set) for Arm Chairs	\$60
540/FW	Storage Dolly, Four-Wheel (8 Chair Capacity)	\$490
P1_	Painted Wood Finish For Painted Back - Specify Paint Color Number From Above	\$50
P2_	Painted Wood Finish For Seat and Back - Specify Paint Color Number From Above	\$100
PV1	Premium Veneer Back Only	\$50
PV2	Premium Veneer Seat Only	\$50
PV3	Premium Veneer Seat and Back	\$105
SCR	Soft Chrome Same Price as Black Frame	N/C
	Standard Powder Coat Finish Options - Specify Finish Option From Above - Add to Chrome price	\$100
ENG	Laser Engraving	\$50
XFS	1/2" Extra Foam For Seat	\$40
HH	Hand Hold Cut Out in Back	\$40
PG	Plastic Glides	Standard
FG	Felt Glides	\$25
999	Custom Wood Finish Option - Set Up Fee	\$295 NET
F1	CAL 133 Compliance, Seat Only*	\$65
F2	CAL 133 Compliance, Seat and Back*	\$85

FONT

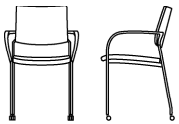
Canadian Pricing

COM/Grade A Grade B Grade C Grade D Grade E Grade F Grade G Grade H Leather COL



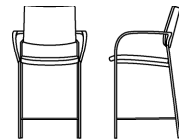
Fully Uph Stacking Chair

540-FL-BL	(add arm style suffix SCB/ SCG/ SEB/ SEG)	910	945	1010	1035	1075	1175	1275	1370	1600	990
540-FL-CHR		1185	1210	1285	1305	1365	1465	1565	1660	1880	1270
540-FL-BL-NA		770	840	865	900	945	1045	1125	1235	1465	855
540-FL-CHR-NA		1045	1105	1150	1175	1215	1330	1425	1525	1750	1135



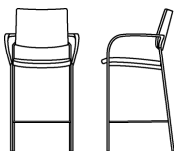
Fully Uph Caster Chair

540-CS-BL	(add arm style suffix SCB/ SCG/ SEB/ SEG)	1015	1050	1130	1150	1195	1305	1400	1500	1720	1115
540-CS-CHR		1210	1260	1305	1330	1385	1485	1585	1680	1900	1290
540-CS-BL-NA		855	895	965	990	1035	1145	1235	1330	1565	955
540-CS-CHR-NA		1070	1105	1175	1195	1250	1350	1455	1545	1770	1170



Fully Uph Stool
24" Seat Height
Non-stacking

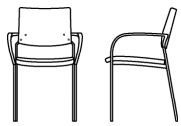
540-CH24-BL-	(add arm style suffix SCB/ SCG/ SEB/ SEG)	1090	1105	1195	1245	1275	1375	1470	1565	1790	1190
540-CH24-CHR		1365	1420	1465	1490	1555	1650	1750	1845	2065	1455
540-CH24-BL-NA		955	1000	1055	1090	1135	1245	1335	1430	1660	1050
540-CH24-CHR-NA		1225	1260	1330	1365	1405	1510	1605	1705	1920	1325



Fully Uph Stool
30" Seat Height
Non-stacking

540-STL30-BL-SCX	(add arm style suffix SCB/ SCG/ SEB/ SEG)	1105	1195	1245	1275	1375	1470	1565	1790	1190	
540-STL30-CHR-SCX		1420	1465	1490	1555	1650	1750	1845	2065	1455	
540-STL30-BL-NA		955	1000	1055	1090	1135	1245	1335	1430	1660	1050
540-STL30-CHR-NA		1260	1330	1365	1405	1510	1605	1705	1920	1325	

COM/Grade A Grade B Grade C Grade D Grade E Grade F Grade G Grade H Leather COL




Uph Seat, Wood Back Stacking Chair

542-FL-BL	(add arm style suffix SCB/ SCG/ SEB/ SEG)	1010	1050	1085	1095	1145	1225	1300	1365	1530	1075
542-FL-CHR		1285	1315	1375	1390	1425	1505	1580	1650	1805	1365
542-FL-BL-NA		875	895	955	975	1015	1090	1155	1235	1405	950
542-FL-CHR-NA		1150	1210	1235	1250	1290	1370	1445	1510	1680	1225



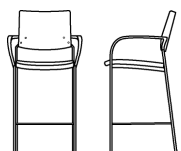
Uph Seat, Wood Back Caster Chair

542-CS-BL	(add arm style suffix SCB/ SCG/ SEB/ SEG)	1150	1210	1235	1265	1290	1370	1445	1510	1680	1225
542-CS-CHR		1315	1365	1400	1410	1445	1535	1605	1680	1850	1385
542-CS-BL-NA		990	1050	1075	1090	1135	1215	1290	1350	1525	1070
542-CS-CHR-NA		1185	1210	1270	1285	1315	1400	1470	1545	1710	1250



Uph Seat, Wood Back Stool
24" Seat Height
Non-stacking

542-CH24 -BL	(add arm style suffix SCB/ SCG/ SEB/ SEG)	1210	1285	1305	1335	1425	1500	1565	1725	1270
542-CH24-CHR-		1470	1545	1570	1605	1690	1765	1825	2000	1530
542-CH24-BL-NA		1105	1150	1170	1195	1290	1350	1430	1600	1135
542-CH24-CHR-NA		1365	1410	1435	1480	1555	1630	1690	1865	1400



Uph Seat, Wood Back Stool
30" Seat Height
Non-stacking

542-STL30-CHR	(add arm style suffix SCB/ SCG/ SEB/ SEG)	1210	1285	1305	1335	1425	1500	1565	1725	1270
542-STL30-CHR-		1470	1545	1570	1605	1690	1765	1825	2000	1530
542-STL30-BL-NA		1105	1150	1170	1195	1290	1350	1430	1600	1135
542-STL30-CHR-NA		1365	1410	1435	1480	1555	1630	1690	1865	1400

FONT

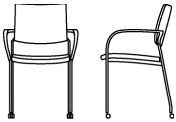
Canadian Pricing

COM/Grade A Grade B Grade C Grade D Grade E Grade F Grade G Grade H Leather COL



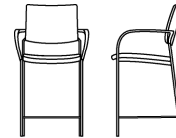
Uph Seat, Wood Back w/ Uph
Pad Stacking Chair

543-FL-BL	(add arm style suffix SCB/ SCG/ SEB/ SEG)	1125	1155	1210	1225	1265	1345	1410	1485	1660	1195
543-FL-CHR		1400	1420	1490	1505	1545	1630	1690	1770	1945	1480
543-FL-BL-NA		990	1050	1075	1090	1130	1215	1275	1350	1525	1070
543-FL-CHR-NA		1270	1315	1365	1375	1405	1500	1565	1635	1800	1345



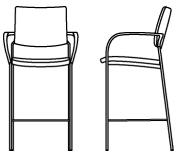
Uph Seat, Wood Back w/ Uph
Pad Caster Chair

543-CS-BL	(add arm style suffix SCB/ SCG/ SEB/ SEG)	1315	1365	1375	1405	1500	1565	1635	1800	1345
543-CS-CHR		1470	1510	1530	1565	1660	1725	1790	1965	1500
543-CS-BL-NA		1155	1190	1215	1250	1330	1405	1470	1635	1185
543-CS-CHR-NA		1315	1385	1400	1435	1525	1585	1665	1825	1370



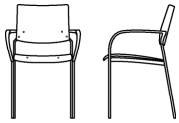
Uph Seat, Wood Back w/ Uph
Pad Stool
24" Seat Height
Non-stacking

543-CH24-BL	(add arm style suffix SCB/ SCG/ SEB/ SEG)	1365	1400	1425	1455	1545	1610	1680	1860	1385
543-CH24-CHR		1630	1670	1685	1725	1810	1880	1960	2115	1660
543-CH24-BL-NA		1210	1270	1285	1325	1405	1470	1545	1710	1250
543-CH24-CHR-NA		1470	1535	1555	1590	1680	1750	1820	1980	1525



Uph Seat, Wood Back w/ Uph
Pad Stool
30" Seat Height
Non-stacking

543-STL30-BL	(add arm style suffix SCB/ SCG/ SEB/ SEG)	1325	1365	1400	1425	1455	1545	1610	1680	1860	1385
543-STL30-CHR		1585	1630	1670	1685	1725	1810	1880	1960	2115	1660
543-STL30-BL-NA		1185	1210	1270	1285	1325	1405	1470	1545	1710	1250
543-STL30-CHR-NA		1455	1470	1535	1555	1590	1680	1750	1820	1980	1525



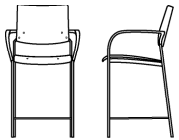
Finished Wood Stacking Chair

544-FL-BL	(add arm style suffix SCB/ SCG/ SEB/ SEG)	1030
544-FL-CHR		1305
544-FL-BL-NA		900
544-FL-CHR-NA		1175



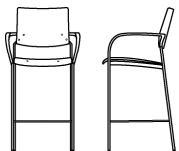
Finished Wood Caster Chair

544-CS-BL	(add arm style suffix SCB/ SCG/ SEB/ SEG)	1150
544-CS-CHR		1330
544-CS-BL-NA		990
544-CS-CHR-NA		1190



Finished Wood Stool
24" Seat Height
Non-stacking

544-CH24-BL	(add arm style suffix SCB/ SCG/ SEB/ SEG)	1215
544-CH24-CHR		1485
544-CH24-BL-NA		1085
544-CH24-CHR-NA		1350



Finished Wood Stool
30" Seat Height
Non-stacking

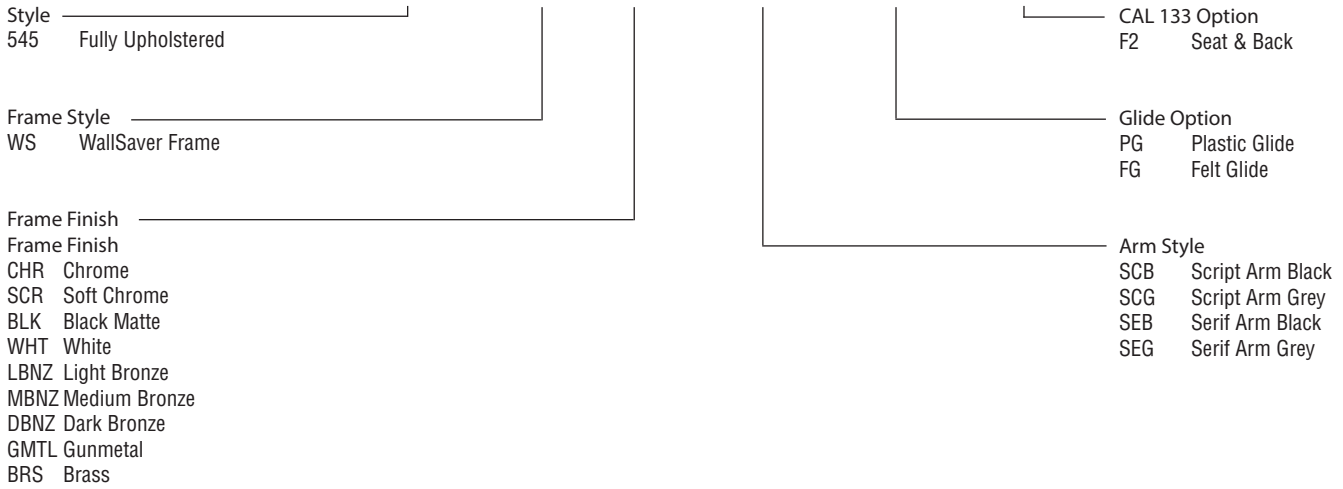
544-STL30-BL	(add arm style suffix SCB/ SCG/ SEB/ SEG)	1215
544-STL30-CHR		1485
544-STL30-BL-NA		1085
544-STL30-CHR-NA		1350

FONT BARIATRIC

Canadian Pricing

How to Build a Font Bariatric Product Number

545 - WS - BL - SCB - PG - F2



Features

- Fully Upholstered Seat & Back
- WallSaver Frame Standard
- Polyurethane Arm in Two Styles
- 500 lb Static Load Tested
- CAL 117 Standard, CAL 133 Optional
- GREENGUARD Certified
- Meets ANSI/BIFMA Standards
- Lifetime Limited Warranty

Dimensions

Bariatric Chair	
Seat	18"H x 26"W x 18.5"D
Back	13"H x 26"W
Arm	26.5"H
Overall	32.5"H x 31"W x 23"D
COM	1.6 yds
COL	30 sqft.

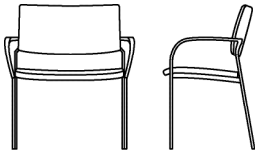
Option Pricing

XFS	1/2" Extra Foam For Seat	\$40
SCR	Soft Chrome Same Price as Black Frame	N/C
	Standard Powder Coat Finish Options -	
	Specify Finish Option From Above - Add to Chrome price	\$90
FG	Felt Glides	\$25
F2	CAL 133 Compliance, Seat and Back	\$80

FONT BARIATRIC

Canadian Pricing

COM/Grade A Grade B Grade C Grade D Grade E Grade F Grade G Grade H Leather COL



Fully Upholstered Bariatric Chair

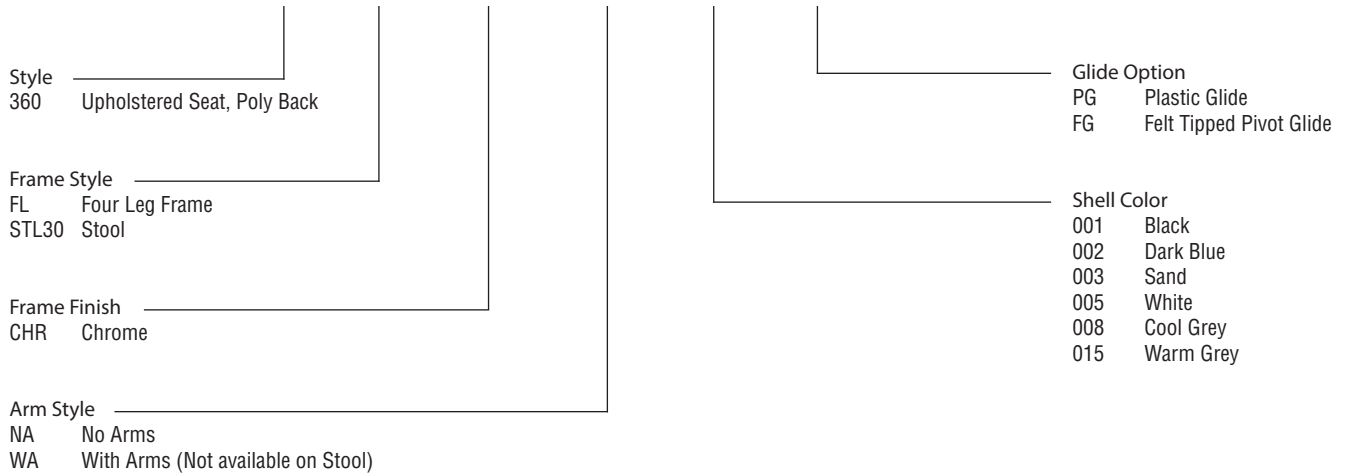
545-WS-BL	(add arm style suffix SCB/ SCG/ SEB/ SEG)	1185	1210	1270	1350	1410	1555	1680	1805	2090	1250
545-WS-CHR		1315	1365	1400	1485	1545	1685	1810	1945	2225	1385

HALL

Canadian Pricing

How to Build a Hall Product Number

360 - FL - CHR - WA - 001 - PG



Features

- Meets ANSI/BIFMA Standards
- GreenGuard Certified
- CAL 133 Optional
- Chairs Stack 5 High on Floor, 6 on Dolly
- Lifetime Limited Warranty

Dimensions

Armed Chair

- Seat: 19" D x 17.62" W x 17" H
- Back: 15.5" H x 19" W
- Arm Height: 26.75"
- Overall Size: 32" H x 24" W x 23" D

Armless Chair

- Seat: 19" D x 20.5" W x 17" H
- Back: 15" H x 19" W
- Overall Size: 32.5" H x 20" W x 22.5" D

Stool

- Seat: 19" D x 20.5" W x 30" H
- Back: 15.50" H x 19" W
- Overall Size: 43.5" H x 20.5" W x 25.5" D
- COM: .75 yards per one or 1 yard for two seats
- COL: 10 sqft per one or 15 sqft for two seats

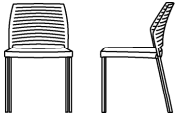
Option Pricing

FG	Felt Glides	\$25
F1	CAL 133 Compliance, Seat Only*	\$60
XFS	1/2" Extra Foam For Seat	\$40
360FW	Storage Dolly, Four-Wheel (6 Chair Capacity)	\$715


HALL

Canadian Pricing


COM/Grade A Grade B Grade C Grade D Grade E Grade F Grade G Grade H Leather COL



360-FL-CHR-NA 595 630 660 700 750 820 910 1010 1015 655



360-FL-CHR-WA-005 655 685 735 770 830 895 985 1075 1085 730



360-STL30-CHR-NA-005 1010 1050 1085 1125 1170 1235 1325 1430 1430 1070

JUMP

Canadian Pricing

How to Build a Jump Product Number

280 - H4 - 2805 - B4 - C7G

<p>Style _____</p> <p>280 Jump Poly Shell Chair</p> <p>281 Jump with Upholstered Seat Pad</p> <p>284 Jump Fully Upholstered</p> <p>Base/Frame _____</p> <p>H4 High Four Swivel Base</p> <p>H4C High Four Swivel Base w/Casters</p> <p>SL Sled Frame</p> <p>FL Four Leg Frame</p> <p>Chair Shell Color _____</p> <p>2805 White</p> <p>2806 Olive</p> <p>2807 Charcoal/Black</p> <p>2808 Light Blue Grey/Blue Grey</p>	<p>Base Finish</p> <p>B0 Black Matte</p> <p>B4 Polished Aluminum</p> <p>B5 Soft Chrome</p> <p>B6 Chrome</p> <p>B7 White</p> <p>LBNZ Light Bronze</p> <p>MBNZ Medium Bronze</p> <p>DBNZ Dark bronze</p> <p>GMTL Gunmetal</p> <p>BRS Brass</p> <p>Premium Powder Coats</p> <p>STN Stone</p> <p>LGB Light Grey Blue</p> <p>DGY Dark Grey</p> <p>LBL Light Blue</p> <p>AQU Aqua</p> <p>GRN Green</p> <p>YLW Yellow</p> <p>LRD Light Red</p>	<p>Caster</p> <p>C7B Chrome Caster w/Black Tread(standard)</p> <p>C7G Chrome Caster w/Grey Tread</p> <p>C1 Hard Floor, Black</p> <p>C2 Carpet, Black</p> <p>C2G Carpet, Grey</p>
--	---	--

Features

- Co-injection Molded Polypropylene Shell
- 2 Two Tone and 2 Solid Color Options for Chairs
- 4 Base Options
- Felt Glide Standard on H4 and FL Bases
- Four Leg and Sled Frames Stack Five High on the Floor, Six high on dolly, Stacking fully upholstered chair shells not recommended
- GreenGuard Certified
- Meets ANSI/BIFMA Standards
- Lifetime Limited Warranty

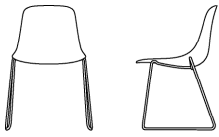
Dimensions

<p>Sled Frame</p> <p>Seat 17.75"H x 18"W x 16"D</p> <p>Back 14.5"H x 17"W</p> <p>Overall 32.25"H x 22.5"W x 20.5"D</p> <p>Four Leg Frame</p> <p>Seat 18.25"H x 18"W x 16"D</p> <p>Back 14.5"H x 17"W</p> <p>Overall 30.5"H x 24"W x 21.75"D</p> <p>COM</p> <p>Upholstered Seat Pad .7 yards per one or two</p> <p>Fully Upholstered 1.25 yards per each</p>	<p>High Four Swivel Base</p> <p>Seat 18"H x 18"W x 16"D</p> <p>Back 14.5"H x 17"W</p> <p>Base Dia. 26.25"</p> <p>Overall 31.75"H x 26.25"W x 26.25"D</p> <p>High Four Swivel Base with Casters</p> <p>Seat 18"H x 18"W x 16"D</p> <p>Back 14.5"H x 17"W</p> <p>Base Dia. 26.25"</p> <p>Overall 31.5"H x 27"W x 27"D</p> <p>COL</p> <p>Upholstered Seat Pad 13 Sqft</p> <p>Fully Upholstered 23 Sqft</p>
--	--

Option Pricing

<p>C7G Chrome Caster with Grey Tread N/C</p> <p>C1 Hard Floor Caster, Black N/C</p> <p>C2 Carpet Caster, Black N/C</p> <p>C2G Carpet Caster, Grey N/C</p> <p>FG Felt Glides, SL frame \$20</p> <p>280/FW Storage Dolly, Four-Wheel (For FL and SL Frames - 6 Chair Capacity) \$550</p> <p>PPC Premium Powder Coat Finish Upcharge - Net Charge Per Color Per Order \$200 NET</p>	<p>Standard Powder Coat Finish Options - Specify Finish Option From Above - Add to Chrome price \$5</p>
--	---

COM/Grade A Grade B Grade C Grade D Grade E Grade F Grade G Grade H Leather COL



Sled Frame

Poly Shell
280-SL-B6 Chrome Base 695

Upholstered Seat Pad
281-SL-B6 Chrome Base 985 1000 1040 1060 1090 1150 1210 1250 1280 1035

Fully Upholstered
284-SL-B6 Chrome Base 1090 1150 1155 1215 1260 1365 1455 1550 1695 1140



Four Leg Frame

Poly Shell
280-FL-B6 Chrome Base 710

Upholstered Seat Pad
281-FL-B6 Chrome Base 1000 1010 1055 1085 1110 1175 1230 1285 1305 1045

Fully Upholstered
284-FL-B6 Chrome Base 1110 1155 1175 1235 1285 1400 1490 1600 1750 1155

JUMP

Canadian Pricing

COM/Grade A Grade B Grade C Grade D Grade E Grade F Grade G Grade H Leather COL



High Four Swivel Base

Poly Shell

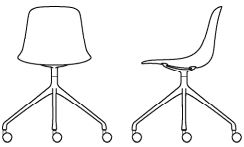
280-H4-B4 Polished Aluminum 975

Upholstered Seat Pad

281-H4-B4 Polished Aluminum 1300 1315 1365 1385 1405 1485 1530 1590 1610 1345

Fully Upholstered

284-H4-B4 Polished Aluminum 1410 1470 1480 1535 1590 1705 1800 1850 2050 1465



High Four Swivel Base w/Casters

Poly Shell

280-H4C-B4-C7B Polished Aluminum 1055

Upholstered Seat Pad

281-H4C-B4-C7B Polished Aluminum 1300 1315 1365 1385 1405 1485 1530 1590 1710 1370

Fully Upholstered

284-H4C-B4-C7B Polished Aluminum 1455 1470 1525 1590 1590 1705 1850 1950 2085 1505

JUMP STOOL

Canadian Pricing

How to Build a Jump Stool Product Number

282 - CH24 - 2801 - B6

Style	_____
282	Jump Mini Stool
283	Jump Mini Stool with Upholstered Seat Pad
285	Jump Mini Stool Fully Upholstered

Base/Frame	_____
CH24	Counter Height Stool 24"
STL30	Bar Height Stool 30"

Mini Stool Shell Colors	
2801	Black
2804	Light Blue Grey
2805	White
2806	Olive

Base Finish	
B0	Black Matte
B5	Soft Chrome
B6	Chrome
B7	White
LBNZ	Light Bronze
MBNZ	Medium Bronze
DBNZ	Dark bronze
GMTL	Gunmetal
BRS	Brass
Premium Powder Coats	
STN	Stone
LGB	Light Grey Blue
DGY	Dark Grey
LBL	Light Blue
AQU	Aqua
GRN	Green
YLW	Yellow
LRD	Light Red

Features

- Co-injection Molded Polypropylene Shell
- 4 Solid Color Options for Stools
- Two stool height options, 24" and 30"
- Felt Glide Standard
- GreenGuard Certified
- Meets ANSI/BIFMA Standards
- Lifetime Limited Warranty

Dimensions

Stool 24 in. Seat Height

Seat	24"H x 18"W x 16"D
Back	8"H x 15"W
Foot Rest from Seat	18"H
Overall	31.5"H x 18"W x 18.75"D

Stool 30 in. Seat Height

Seat	30.5"H x 18"W x 16"D
Back	8"H x 15"W
Foot Rest from Seat	18"H
Overall	38"H x 18"W x 18.75"D

COM

Upholstered Seat Pad	.7 yards per one or two
Fully Upholstered	1 yards per each

COL

Upholstered Seat Pad	13 Sqft
Fully Upholstered	18 Sqft

Option Pricing

- PPC Premium Powder Coat Finish Upcharge - Net Charge Per Color Per Order
- Standard Powder Coat Finish Options - Specify Finish Option From Above
- Add to Chrome price

200 NET
\$35

JUMP STOOL

Canadian Pricing

COM/Grade A Grade B Grade C Grade D Grade E Grade F Grade G Grade H Leather COL



Stool 24 in. Seat Height

Poly Shell


282-CH24-B6 Chrome Base 1095

Upholstered Seat Pad

283-CH24-B6 Chrome Base 1390 1420 1455 1480 1500 1570 1620 1680 1705 1435

Fully Upholstered

285-CH24-B6 Chrome Base 1435 1470 1535 1570 1650 1780 1785 1870 1950 1525



Stool 30 in. Seat Height

Poly Shell

282-STL30-B6 Chrome Base 1095

Upholstered Seat Pad

283-STL30-B6 Chrome Base 1390 1420 1455 1480 1500 1570 1620 1680 1705 1435

Fully Upholstered

285-STL30-B6 Chrome Base 1435 1470 1535 1570 1650 1780 1785 1870 1950 1525

LAZE

Canadian Pricing

How to Build a Laze Product Number

600 - SCR

Style

600	Powder Coated Steel Sled Base
601	Stainless Steel Sled Base
602	Powder Coated Steel Blade Base
603	Stainless Steel Blade Base

Frame Finish

Standard Powder Coats	
SCR	Soft Chrome
BLK	Black Matte
WHT	White
GMTL	Gunmetal
LBNZ	Light Bronze
MBNZ	Medium Bronze
DBNZ	Dark Bronze
BRS	Brass
Premium Powder Coats	
STN	Stone
LGB	Light Grey Blue
DGY	Dark Grey
LBL	Light Blue
AQU	Aqua
GRN	Green
YLW	Yellow
LRD	Light Red

Features

Two frame options, sled and four blade
Four Blade Base does NOT swivel
Felt Glide Optional for the Sled Frame
Felt Glides to ship with Blade Base for field installation
Plastic Glides optional for Blade Base for carpets
Greenguard Certified
Meets ANSI/BIFMA Standards
Lifetime Limited Warranty

Dimensions

Sled Base		Blade Base	
Seat	18.5"D x 24.5"W x 16.5"H	Seat	18.5"D x 24.5"W x 16.5"H
Overall	33.25"D x 24.5"W x 27.5"H	Overall	33.25"D x 24.5"W x 26.5"H

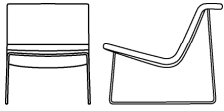
Upholstered Seat

COM	2.5 yards
COL	68 sqft per seat

Option Pricing

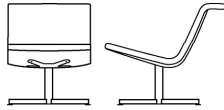
PPC	Premium Powder Coat Finish Upcharge - Net Charge Per Color Per Order	\$260 NET
FG-SL	Felt Glides, SL Sled Frame	\$25
F1	CAL 133 Compliance	\$130
PG-BL	Plastic Glides For Blade Base	\$25

COM/Grade A Grade B Grade C Grade D Grade E Grade F Grade G Grade H Leather COL



Laze Sled Base Lounge

600-SCR	Powder Coated Steel Sled Base	1900	1945	2050	2080	2145	2295	2425	2550	4130	2065
601-SS	Stainless Steel Sled Base	2180	2260	2335	2365	2435	2585	2715	2840	4445	2340



Laze Blade Base Lounge


602-SCR	Powder Coated Steel Blade Base	2335	2415	2485	2525	2585	2740	2870	3000	4620	2635
603-SS	Stainless Steel Blade Base	2920	2995	3075	3115	3170	3340	3465	3595	4915	3075

LORE

Canadian Pricing

How to Build a Lore Lounge Number

2201 - LA - SQ - SCR



Arm Style

- LA Low Arm
- HA High Arm

Features

Two arm heights available, Low at 23" and High at 29"

Two metal leg style options, 1.25" square or round

Metal leg finish options include eight standard powder coat options and eight premium powder coat colors

Standard Glides are adjustable plastic glides with black or chrome trim

Greenguard Certified

Meets ANSI/BIFMA Standards

Lifetime Limited Warranty

Option Pricing

	Standard Powder Coat Finish Options - Specify Finish Option From Above	N/C
	Premium Powder Coat Finish Options - Specify Finish Option From Above	N/C
PPC	Premium Powder Coat Finish Upcharge - Net Charge Per Color Per Order	\$260 NET
F1	CAL 133 Compliance, Chair/Bench	\$170
F2	CAL 133 Compliance, Two Seater, Corner	\$230
F3	CAL 133 Compliance, Triple/Three Seat Sofa	\$305
FG	Felt Glides	\$25
GD	Ganging Connector (Set) - Field Installed Ganger	\$35

Dimensions

2201 Club Chair		2202 Two Seat Sofa		2203 Three seat Sofa	
Seat	26"W x 21.5"D x 17"H	Seat	52"W x 21.5"D x 17"H	Seat	78"W x 21.5"D x 17"H
Back	26"W x 12.5"H	Back	52"W x 12.25"H	Back	78"W x 12.5"H
Overall Size	33"W x 29"D x 29"H	Overall Size	59"W x 29"D x 29"H	Overall Size	85"W x 29"D x 29"H
COM	3.75 yds - Low Arm 4.25 yds - High Arm	COM	5.75 yds - Low Arm 6.5 yds - High Arm	COM	8 yds - Low Arm 8.5 yds - High Arm
COL	68 sqft - Low Arm 77 sqft - High Arm	COL	103.5 sqft - Low Arm 117 sqft - High Arm	COL	144 sqft - Low Arm 153 sqft - High Arm
2301 Armless Chair		2302 Armless Two Seat Sofa		2303 Armless Three Seat Sofa	
Seat	26"W x 21.5"D x 17"H	Seat	52"W x 21.5"D x 17"H	Seat	78"W x 21.5"D x 17"H
Back	26"W x 12.5"H	Back	52"W x 12.25"H	Back	78"W x 12.5"H
Overall Size	26"W x 29"D x 29"H	Overall Size	52"W x 29"D x 29"H	Overall Size	78"W x 29"D x 29"H
COM	2.5 yds	COM	4 yds	COM	5.75 yds
COL	45 sqft	COL	72 sqft	COL	104 sqft
2401 Single Seat Bench		2402 Two Seat Bench		2403 Three Seat Bench	
Overall Size	26"W x 29"D x 17"H	Overall Size	52"W x 29"D x 17"H	Overall Size	78"W x 29"D x 17"H
COM	1.75 yds	COM	3.25 yds	COM	4.25 yds
COL	32 sqft	COL	59 sqft	COL	77 sqft
2501 Right Arm or 2502 Left Arm End or 2801 Corner Unit		2601 Right Arm or 2602 Left Arm Two Seat Chaise		2701 Right Arm or 2702 Left Arm Three Seat Chaise	
Seat	26"W x 21.5"D x 17"H	Seat	52"W x 21.5"D x 17"H	Seat	78"W x 21.5"D x 17"H
Back	26"W x 12.5"H	Back	52"W x 12.25"H	Back	78"W x 12.5"H
Overall Size	29.5"W x 29"D x 29"H	Overall Size	55.5"W x 29"D x 29"H	Overall Size	81.5"W x 29"D x 29"H
COM	3.25 yds - Low Arm 3.25 yds - High Arm	COM	5.75 yds - Low Arm 6 yds - High Arm	COM	7.75 yds - Low Arm 8 yds - High Arm
COL	54 sqft - Low Arm 59 sqft - High Arm	COL	103.5 sqft - Low Arm 108 sqft - High Arm	COL	140 sqft - Low Arm 144 sqft - High Arm

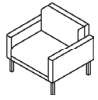
Upholstery and Planning Notes

CAD 2D, 3D, Revit and CET symbols available on website
 Source International will cut randomly off the bolt with our best layout discretion as standard procedure
 For patterns, please let us know if a specific pattern layout is desired or if you want pattern matching in any way
 Additional fabric may be required and costs will need to be specifically quoted for your project
 Fabrics in our graded in program are not automatically approved for all products
 To submit fabrics for approval, please note the products they will be used on and send to:
 Customer Relations/Fabric Approval
 Source International
 17 Gilmore Drive
 Sutton, MA 01590

LORE

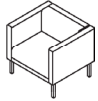
Canadian Pricing

COM/Grade A Grade B Grade C Grade D Grade E Grade F Grade G Grade H Leather COL

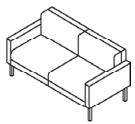


Club Chair

2201-LA	Low Arms	3645	3835	4125	4230	4465	4955	5380	5830	6905	4090
---------	----------	------	------	------	------	------	------	------	------	------	------

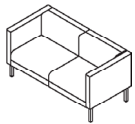


2201-HA	High Arms	3845	4045	4365	4485	4715	5230	5685	6150	7290	4310
---------	-----------	------	------	------	------	------	------	------	------	------	------

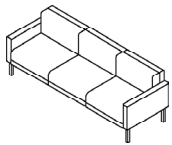


Two Seat Sofa

2202-LA	Low Arms	4845	5095	5430	5715	6025	6410	6740	7105	7405	7735
---------	----------	------	------	------	------	------	------	------	------	------	------

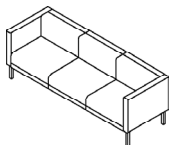


2202-HA	High Arms	5050	5305	5655	5955	6285	6680	7035	7395	7730	8050
---------	-----------	------	------	------	------	------	------	------	------	------	------

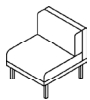


Three Seat Sofa

2203-LA	Low Arms	7315	7720	8325	8565	9010	10000	10915	11820	14040	8235
---------	----------	------	------	------	------	------	-------	-------	-------	-------	------

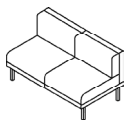


2203-HA	High Arms	7495	7930	8525	8770	9230	10260	11195	12115	14395	8440
---------	-----------	------	------	------	------	------	-------	-------	-------	-------	------



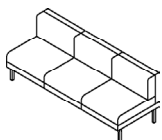
Armless Chair

2301		2720	2890	3085	3170	3335	3695	4020	4360	5155	3055
------	--	------	------	------	------	------	------	------	------	------	------



Armless Two Seat Sofa

2302		3910	4095	4435	4560	4800	5320	5785	6275	7420	4390
------	--	------	------	------	------	------	------	------	------	------	------



Armless Three Seat Sofa

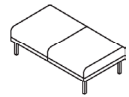
2303		6330	6670	7205	7415	7795	8665	9445	10230	12145	7125
------	--	------	------	------	------	------	------	------	-------	-------	------

COM/Grade A Grade B Grade C Grade D Grade E Grade F Grade G Grade H Leather COL



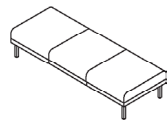
Single Seat Bench

2401		1960	2050	2215	2280	2395	2655	2895	3135	3705	2195
------	--	------	------	------	------	------	------	------	------	------	------



Two Seat Bench

2402		2860	2995	3250	3350	3520	3905	4270	4615	5475	3215
------	--	------	------	------	------	------	------	------	------	------	------



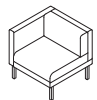
Three Seat Bench

2403		4220	4465	4800	4940	5200	5770	6300	6820	8090	4755
------	--	------	------	------	------	------	------	------	------	------	------



Right Arm End Unit

2501-LA	Low Arms	3210	3360	3630	3730	3925	4360	4740	5135	6070	3590
---------	----------	------	------	------	------	------	------	------	------	------	------

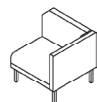


2501-HA	High Arms	3290	3465	3730	3835	4025	4470	4860	5270	6230	3695
---------	-----------	------	------	------	------	------	------	------	------	------	------

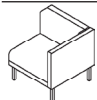


Left Arm End Unit

2502-LA	Low Arms	3210	3360	3630	3730	3925	4360	4740	5135	6070	3590
---------	----------	------	------	------	------	------	------	------	------	------	------



2502-HA	High Arms	3290	3465	3730	3835	4025	4470	4860	5270	6230	3695
---------	-----------	------	------	------	------	------	------	------	------	------	------

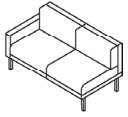


2801	Corner Unit	3290	3465	3730	3835	4025	4470	4860	5270	6230	3695
------	-------------	------	------	------	------	------	------	------	------	------	------

LORE

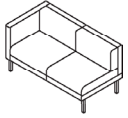
Canadian Pricing

COM/Grade A Grade B Grade C Grade D Grade E Grade F Grade G Grade H Leather COL

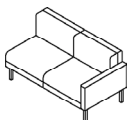


Right Arm Two Seat Chaise

2601-LA	Low Arms	4405	4675	4995	5140	5395	5990	6520	7055	8355	4945
---------	----------	------	------	------	------	------	------	------	------	------	------

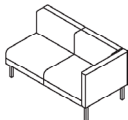


2601-HA	High Arms	4520	4780	5125	5275	5550	6145	6690	7240	8575	5070
---------	-----------	------	------	------	------	------	------	------	------	------	------

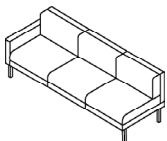


Left Arm Two Seat Chaise

2602-LA	Low Arms	4405	4675	4995	5140	5395	5990	6520	7055	8355	4945
---------	----------	------	------	------	------	------	------	------	------	------	------

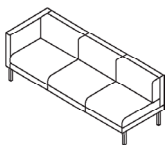


2602-HA	High Arms	4520	4780	5125	5275	5550	6145	6690	7240	8575	5070
---------	-----------	------	------	------	------	------	------	------	------	------	------

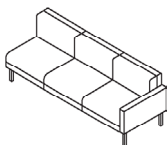


Right Arm Three Seat Chaise

2701-LA	Low Arms	6800	7195	7735	7950	8365	9300	10140	10975	13045	7655
---------	----------	------	------	------	------	------	------	-------	-------	-------	------

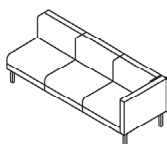


2701-HA	High Arms	6910	7300	7855	8085	8505	9445	10300	11150	13260	7775
---------	-----------	------	------	------	------	------	------	-------	-------	-------	------



Left Arm Three Seat Chaise

2702-LA	Low Arms	6800	7195	7735	7950	8365	9300	10140	10975	13045	7655
---------	----------	------	------	------	------	------	------	-------	-------	-------	------



2702-HA	High Arms	6910	7300	7855	8085	8505	9445	10300	11150	13260	7775
---------	-----------	------	------	------	------	------	------	-------	-------	-------	------

How to Build a Lore Pillow Number

5540

Style _____
5540 Pillow 18" x 18"
5540TF Two Fabrics

5541 Pillow 20" x 20"
5541TF Two Fabrics

5542 Pillow 14" x 20"
5542TF Two Fabrics

5544 Pillow 16" x 16"
5544TF Two Fabrics

Features

All pillows are fully upholstered with sewn seams on all four sides
Two fabric pillows available. If fabric is graded in, price at higher grade level
Filled with 100% premium fiberfill
Pillows to be cut randomly off the bolt

Dimensions

5540	18" x 18"	5541	20" x 20"	5542	14" x 20"	5544	16" x 16"
C.O.M.	.6 yds per one pillow .6 yds per side if two fabrics	C.O.M.	.6 yds per one pillow .6 yds per side if two fabrics	C.O.M.	.5 yds per one pillow .5 yds per side if two fabrics	C.O.M.	.5 yd per one pillow .5 yds per side if two fabrics
C.O.L.	10 sqft per one	C.O.L.	10 sqft per one	C.O.L.	9 sqft per one	C.O.L.	9 sqft per one
C.O.L.	5 sqft per side	C.O.L.	5 sqft per side	C.O.L.	5 sqft per side	C.O.L.	5 sqft per side

LORE PILLOWS

Canadian Pricing

COM/Grade A Grade B Grade C Grade D Grade E Grade F Grade G Grade H

COL



Pillow 18" x 18"

5540	Pillow 18"x 18"	220	210	240	250	265	280	285	335	340	240
5540TF	Two Fabrics	305	315	330	340	355	380	400	450	440	320



Pillow 20" x 20"

5541	Pillow 20"x 20"	230	265	250	255	275	285	305	340	350	320
5541TF	Two Fabric	305	315	335	340	355	385	400	460	475	320



Pillow 14" x 20"

5542	Pillow 14"x 20"	220	210	240	250	265	280	285	335	340	320
5542TF	Two Fabrics	280	265	305	315	330	340	360	415	420	320



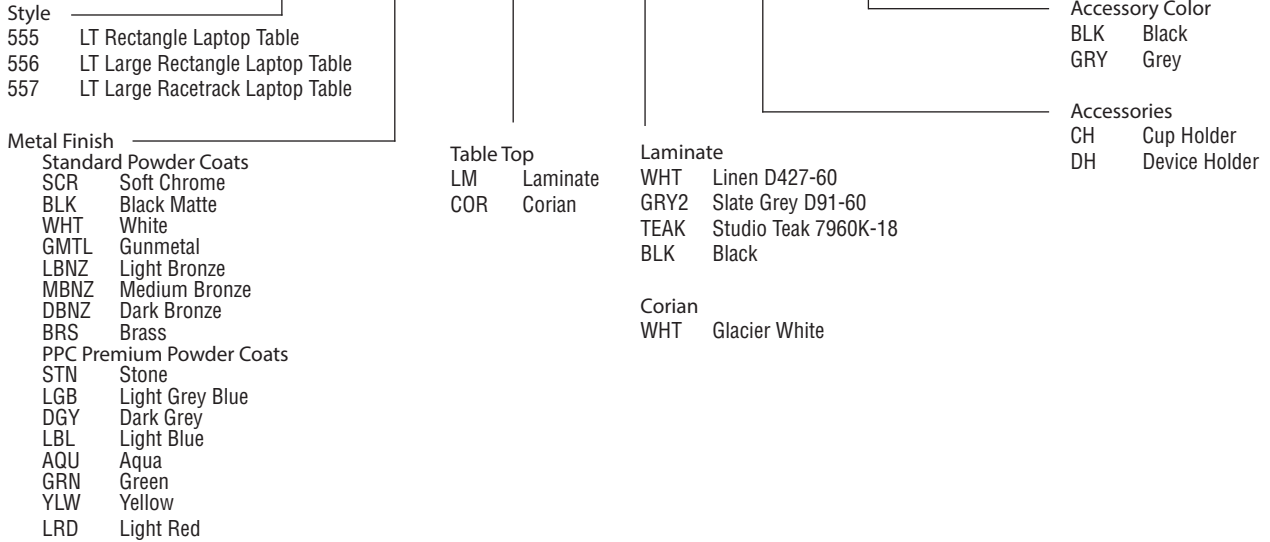
Pillow 16" x 16"

5543	Pillow 32"x 16"	220	210	240	250	265	280	285	335	340	320
5543TF	Two Fabrics	280	265	305	315	330	340	360	415	420	320

LT

How to Build a LT Product Number

555 - BLK - COR - WHT - CH - BLK



Features

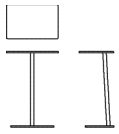
- One Piece Metal Support Structure
- Laminate Top Has Vinyl T Molding Edge
- Laminates are Wilsonart Contract Collection
- Additional Laminate Colors Can Be Quoted—Contact Customer Service
- Additional Corian Colors Can Be Quoted—Contact Customer Service
- Cup and Device Holder Attach Magnetically
- Felt Pads Supplied On Every Unit—Field Installed If Required
- Lifetime Limited Warranty

Dimensions

Rectangle Laptop Table		Large Rectangle Laptop Table		Large Racetrack Laptop Table	
Overall	26" H x 18" W x 12" D	Overall	26" H x 21" W x 13" D	Overall	26" H x 21" W x 13" D
Top	18" W x 12" D	Top	21" W x 13"D	Top	21" W x 13"D
Base	15" W x 10" D	Base	17.5" W x 11" D	Base	17.5" W x 11" D

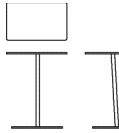
Option Pricing

CH	Cup Holder	\$65
DH	Device Holder	\$130
PPC	Premium Powder Coat Finish Upcharge - Net Charge Per Color Per Order	\$260 NET



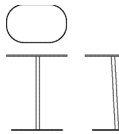
Rectangle Laptop Table

555-LM	Laminate Top	990
555-COR	Corian Top	1385



Large Rectangle Laptop Table

556-LM	Laminate Top	990
556-COR	Corian Top	1385



Large Racetrack Laptop Table

557-LM	Laminate Top	990
557-COR	Corian Top	1385

MARTINI

Canadian Pricing

How to Build a Martini Product Number

290 - H4 - B4 - WDL - C2

Style		Caster	
290	Fully Upholstered Shell Open Back	C7B	Chrome Caster w/Black Tread(standard)
291	Fully Upholstered Shell Full Back	C7G	Chrome Caster w/Grey Tread
Base/Frame		C1	Hard Floor, Black
SL	Sled Frame	C2	Carpet, Black
H4	High Four Swivel Base	C2G	Carpet, Grey
H4C	High Four Swivel Base w/Casters	Wood Leg Finish	
F4	Flat Four Swivel Base	NAT	Natural
WDL	Wood Leg Base	CHY	Cherry
STM	Five Star Swivel/Tilt Height Adjustable Base	WCH	Warm Cherry
Metal Base Finish		MAH	Mahogany
Standard Powder Coats		ESP	Espresso
B0	Black Matte Base	WLT	Weathered Light
B4	Polished Aluminum Base	WMD	Weathered Medium
B5	Soft Chrome Base	WGR	Weathered Grey
B6	Chrome Base	WNT	Walnut
B7	White Base	DWNT	Dark Walnut
LBNZ	Light Bronze	999	Custom
MBNZ	Medium Bronze	001	Black
DBNZ	Dark Bronze		
GMTL	Gunmetal		
BRS	Brass		
	Premium Powder Coats		
	STN	Stone	
	LGB	Light Grey Blue	
	DGY	Dark Grey	
	LBL	Light Blue	
	AQU	Aqua	
	GRN	Green	
	YLW	Yellow	
	LRD	Light Red	

Features

Fully Upholstered Shell with open and full back options
 Two Tone Upholstery Available. Contact Customer Service for Details.
 Five Base Options
 Felt Glide standard on H4 and F4, Plastic Glide Optional
 Plastic Glide Standard on WDL Bases, Felt Glide Optional
 GreenGuard Certified
 CAL 117 Standard CAL 133 Optional
 Meets ANSI/BIFMA Standards
 Lifetime Limited Warranty

Dimensions

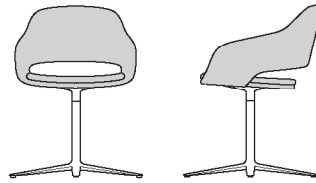
	Sled Frame	Flat Four Swivel Base	Wood Leg Base
Seat	18"H x 19"W x 18"D	Seat 18.5"H x 19"W x 18"D	Seat 17.5"H x 19"W x 18"D
Back	14"H	Back 14"H	Back 14"H
Inside Arms	20.5	Inside Arms 20.5	Inside Arms 20.5
Overall	30.25"H x 23"W x 23.5"D	Base Dia. 26"	Overall 30"H x 23"W x 25"D
		Overall 31"H x 23"W x 23.5"D	
	High Four Swivel Base w/Casters	High Four Swivel Base	Five Star Swivel/Tilt Height Adjustable Base
Seat	18"H x 19"W x 18"D	Seat 19"H x 19"W x 18"D	Seat 16"-21"H x 19"W x 18"D
Back	14"H	Back 14"H	Back 14"H
Inside Arms	20.5	Inside Arms 20.5	Inside Arms 20.5
Base Dia.	26.25"	Base Dia. 26.25"	Base Dia. 26.25"
Overall	30.5"H x 23"W x 23.5"D	Overall 31.25"H x 23"W x 23.5"D	Overall 28.75"-33.75"H x 23"W x 23.5"D

Option Pricing

F2	CAL 133 Compliance, Seat and Back	\$85
FG	Felt Glides for Wood Legs	\$25
PG	Plastic Glides for H4 and F4 Bases	\$25
C7G	Chrome Caster with Grey Tread	N/C
C1	Hard Floor Caster, Black	N/C
C2	Carpet Caster, Black	N/C
C2G	Carpet Caster, Grey	N/C
999	Custom Wood Finish Option - Set Up Fee	\$295 NET
PPC	Premium Powder Coat Finish Upcharge - Net Charge Per Color Per Order	\$260 NET

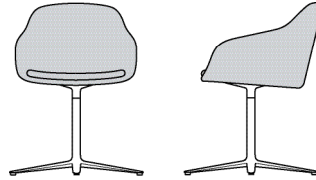
Upholstery Options

Single Fabric

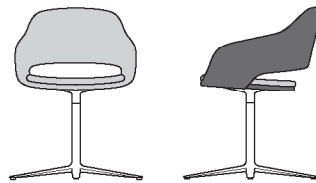


Off Bolt (Standard cutting method)
COM 2 yds
COL 36 sqft

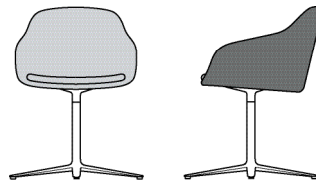
Railroaded
COM 2 yds
COL 36 sqft



Contrasting Fabrics A

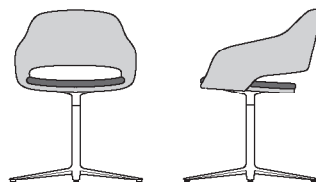


Off Bolt (Standard cutting method)
COM
Outside Back .75 yds
Inside Back & Seat Pad 1.5 yds
COL
Outside Back 14 sqft
Inside Back & Seat Pad 23 sqft




Railroaded
COM
Outside Back Single Chair
COL
Outside Back Single Chair
or Multiple of 2 27 sqft
Inside Back & Seat Pad 27 sqft

Contrasting Fabrics B



Off Bolt (Standard cutting method)
COM
Outside & Inside Back 1.5 yds
Seat Pad .75 yds
COL
Outside & Inside Back 23 sqft
Seat Pad 14 sqft

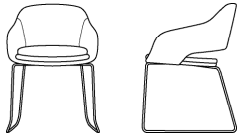


Railroaded
COM
Outside & Inside Back 1.5 yds
Seat Pad .75 yds
COL
Outside & Inside Back 27 sqft
Seat Pad 14 sqft

MARTINI

Canadian Pricing

COM/Grade A Grade B Grade C Grade D Grade E Grade F Grade G Grade H Leather COL



Sled Frame
Open Back

290-SL-B6	1950	2050	2115	2225	2305	2480	2640	2790	3030	2090
-----------	------	------	------	------	------	------	------	------	------	------



High Four Swivel Base
Open Back

290-H4-B4	2335	2415	2445	2560	2640	2820	2975	3140	3355	2425
-----------	------	------	------	------	------	------	------	------	------	------



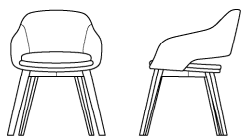
High Four Swivel Base w/Casters
Open Back

290-H4C-B4-C7B	2360	2415	2480	2580	2670	2855	3015	3160	3390	2460
----------------	------	------	------	------	------	------	------	------	------	------

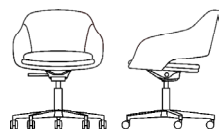


Flat Four Swivel Base
Open Back

290-F4-B4	2285	2350	2385	2500	2570	2745	2905	3055	3255	2430
-----------	------	------	------	------	------	------	------	------	------	------



Wood Leg Base
Open Back




Height Adjustable Swivel Tilt Base
Open Back

290-STM-B4	2650	2730	2770	2880	2955	3150	3310	3465	3675	2740
	2595	2680	2715	2830	2910	3085	3250	3405	3625	2685

MARTINI FULL BACK

Canadian Pricing

COM/Grade A Grade B Grade C Grade D Grade E Grade F Grade G Grade H Leather COL



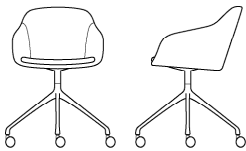
Sled Frame
Full Back

291-SL-B6	2005	2050	2115	2225	2305	2480	2640	2790	3030	2090
-----------	------	------	------	------	------	------	------	------	------	------



High Four Swivel Base
Full Back

291-H4-B4	2335	2415	2445	2560	2640	2820	2975	3140	3355	2425
-----------	------	------	------	------	------	------	------	------	------	------



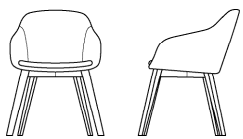
High Four Swivel Base w/Casters
Full Back

291-H4C-B4-C7B	2360	2415	2480	2580	2670	2855	3015	3160	3390	2460
----------------	------	------	------	------	------	------	------	------	------	------

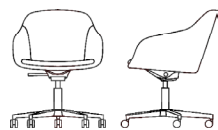


Flat Four Swivel Base
Full Back

291-F4-B4	2455	2520	2570	2680	2760	2950	3105	3255	3485	2550
	2400	2470	2505	2625	2700	2880	3050	3210	3420	2485



Wood Leg Base
Full Back



Height Adjustable Swivel Tilt Base
Full Back

291-STM-B4	2650	2730	2770	2880	2955	3150	3310	3465	3675	2740
	2595	2680	2715	2830	2910	3085	3250	3405	3625	2685

MELLO

Canadian Pricing

How to Build a Mello Product Number

120 - GL

Style	
120	Mello Ottoman 20" Diameter
124	Mello Ottoman 42" Diameter

Base Option	
GL	Glide
FG	Felt Glide
C2	Carpet Caster

Features

Glide and Caster base options are recessed for a floating look
Glides are black plastic 2.25" diameter with urethane bottom suitable for hard floors or carpet
Felt glide option
Casters are 2" dual wheel carpet casters
CAL 117 Standard, CAL 133 Optional
Lifetime Limited Warranty

Dimensions

20" Ottoman		42" Ottoman	
Overall Size	17.5" H x 20" D	Overall Size	17.5" H x 42" D
COM	2 yds for single fabric .7 yds per top 1.75 yds per side	COM	3.25 yds for single fabric 1.25 yds per top 2 yds per side
COL	36 sqft 13.5 sqft per top 31.5 sqft per side	COL	54 sqft 22.5 sqft per top 36 sqft per side

Option Pricing

F1	CAL 133 Compliance	\$65
MB	Moisture Barrier	\$60
FG	Felt Glides	N/C
C2	Carpet Caster	N/C

COM/Grade A Grade B Grade C Grade D Grade E Grade F Grade G Grade H Leather COL




20" Ottoman




120

1290 1315 1405 1455 1525 1620 1700 1950 1985 1400



42" Ottoman



124

1960 1995 2120 2180 2285 2405 2525 2860 2910 2100

MOJO

Canadian Pricing

How to Build a Mojo Chair Product Number

583-ST-WA-C2 - B4 - BLK - PG

<p>Style</p> <p>580-FL Four Leg Metal Frame</p> <p>581-WDL Wood Leg Frame</p> <p>582-SWV-C2 Height Adj Swivel with Casters</p> <p>582-SWV-PG Height Adj Swivel with Glides</p> <p>583-ST-C2 Height Adj Swivel-Tilt with Casters</p> <p>583-ST-WA-C2 Height Adj Swivel-Tilt with Casters with arms</p>	<p>Arm Cap Color</p> <p>BLK Black</p> <p>GRY Grey</p>	<p>PG Plastic Glide (std)</p> <p>C2B Black Carpet Casters</p> <p>C2G Grey Carpet Casters</p> <p>C7B Chrome Caster with Black Tread</p> <p>C7G Chrome Caster with Grey Tread</p> <p>G1B Black Glides</p> <p>G1G Grey Glides</p>
---	---	--

<p>FL Metal Frame Finish</p> <p>Standard Powder Coats</p> <p>SCR Soft Chrome</p> <p>BLK Black Matte</p> <p>WHT White</p> <p>GMTL Gunmetal</p> <p>LBNZ Light Bronze</p> <p>MBNZ Medium Bronze</p> <p>DBNZ Dark Bronze</p> <p>BRS Brass</p> <p>PPC Premium Powder Coats</p> <p>STN Stone</p> <p>LGB Light Grey Blue</p> <p>DGY Dark Grey</p> <p>LBL Light Blue</p> <p>AQU Aqua</p> <p>GRN Green</p> <p>YLW Yellow</p> <p>LRD Light Red</p>	<p>WDL Wood Leg Finish</p> <p>NAT Natural</p> <p>CHY Cherry</p> <p>WCH Warm Cherry</p> <p>MAH Mahogany</p> <p>ESP Espresso</p> <p>WLT Weathered Light</p> <p>WMD Weathered Medium</p> <p>WGR Weathered Grey</p> <p>WNT Walnut</p> <p>DWNT Dark Walnut</p> <p>001 Black</p> <p>999 Custom</p> <p>P1 Painted Wood</p> <p>7006 White</p> <p>7044 Stone</p> <p>7035 Light Grey</p> <p>7012 Dark Grey</p> <p>8012 Dark Red</p> <p>3016 Light Red</p> <p>1032 Yellow</p> <p>6011 Green</p> <p>6033 Teal</p> <p>6034 Aqua</p> <p>5024 Light Blue</p> <p>5014 Medium Blue</p> <p>7040 Light Grey Blue</p>	<p>Swivel Base Finish - Arm Color Matches Base Color</p> <p>B4 Polished Aluminum</p> <p>SCR Soft Chrome</p> <p>BLK Black Matte</p> <p>WHT White</p> <p>GMTL Gunmetal</p> <p>LBNZ Light Bronze</p> <p>MBNZ Medium Bronze</p> <p>DBNZ Dark Bronze</p> <p>BRS Brass</p> <p>PPC Premium Swivel Base Finish</p> <p>STN Stone</p> <p>LGB Light Grey Blue</p> <p>DGY Dark Grey</p> <p>LBL Light Blue</p> <p>AQU Aqua</p> <p>GRN Green</p> <p>YLW Yellow</p> <p>LRD Light Red</p>
---	--	--

Features

- Fully Upholstered, one piece shell
- Four leg metal and wood base options
- Swivel five star base with height adjustment or tilt and height adjustment
- Swivel base with casters or glides
- Plastic glides standard on four leg frames, felt glides optional
- Greenguard certified
- Meets ANSI/BIFMA standards
- Lifetime Limited Warranty
- 582 Swivel mechanism to match 5 star base color
- 583 Swivel-tilt mechanism will match arm cap color
- 583 Arms will match 5 star base color

Dimensions

<p>580-FL</p> <p>Seat 15"D x 16.75"W x 18"H</p> <p>Overall 21.25"D x 18.25"W x 32"H</p>	<p>582-SWV Caster</p> <p>Seat 15"D x 16.75"W x 16.5"-19.25"H</p> <p>Overall 25"D x 25"W x 30.75"-33.5"H</p>	<p>583-ST Caster</p> <p>Seat 15"D x 16.75"W x 16"-18.75"H</p> <p>Overall 25"D x 25"W x 30.25"-33"H</p>
<p>581-WDL</p> <p>Seat 15"D x 16.75"W x 18"H</p> <p>Overall 21.25"D x 18.25"W x 32"H</p>	<p>582-SWV Glides</p> <p>Seat 15"D x 16.75"W x 16"-20.5"H</p> <p>Overall 25"D x 25"W x 30.25"-34.75"H</p>	<p>583-ST-WA Caster</p> <p>Seat 15"D x 16.75"W x 16"-18.75"H</p> <p>Overall 25"D x 25"W x 30.25"-33"H</p> <p>Arms 9.25"H 20.5" Inside W</p>

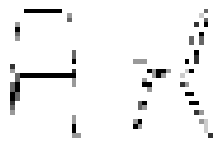
Option Pricing

FG	Felt Glides (WDL Frame and FL Frame)	\$25
PPC	Premium Powder Coat Finish Upcharge - Net Charge Per Color Per Order	\$260 NET
P1	Painted Wood Finish For Painted Legs- Specify Paint Color Number From Above	\$70
C2B	Carpet Caster, Black	N/C
C2G	Carpet Caster, Grey	N/C
C7B	Chrome Caster with Black Tread	N/C
C7G	Chrome Caster with Grey Tread	N/C
G1B	Black Glides - For SWV Base Only	N/C
G1G	Grey Glides - For SWV Base Only	N/C
999	Custom Wood Finish Option - Set up Fee	\$295 NET

COM/Grade A Grade B Grade C Grade D Grade E Grade F Grade G Grade H Leather COL



580-FL	Four Leg Metal Frame	1070	1105	1170	1230	1305	1405	1510	1635	1790	1150
--------	----------------------	------	------	------	------	------	------	------	------	------	------



581-WDL	Wood Leg	1235	1260	1335	1400	1480	1585	1685	1810	1970	1325
---------	----------	------	------	------	------	------	------	------	------	------	------



582-SWV-C2	Height Adj Swivel with Casters	1335	1365	1455	1505	1585	1685	1790	1925	2080	1435
------------	--------------------------------	------	------	------	------	------	------	------	------	------	------



582-SWV-GL	Height Adj Swivel with Glides	1335	1365	1455	1505	1585	1685	1790	1925	2080	1435
------------	-------------------------------	------	------	------	------	------	------	------	------	------	------



583-ST-C2	Height Adj Swivel-Tilt with Casters	1365	1420	1470	1530	1605	1710	1820	1950	2090	1455
-----------	-------------------------------------	------	------	------	------	------	------	------	------	------	------



583-ST-WA	Height Adj Swivel-Tilt with Casters / Arms	1365	1420	1470	1530	1605	1710	1820	1950	2090	1455
-----------	--	------	------	------	------	------	------	------	------	------	------

NORDIC

LOUNGE

Canadian Price List Effective January 2024



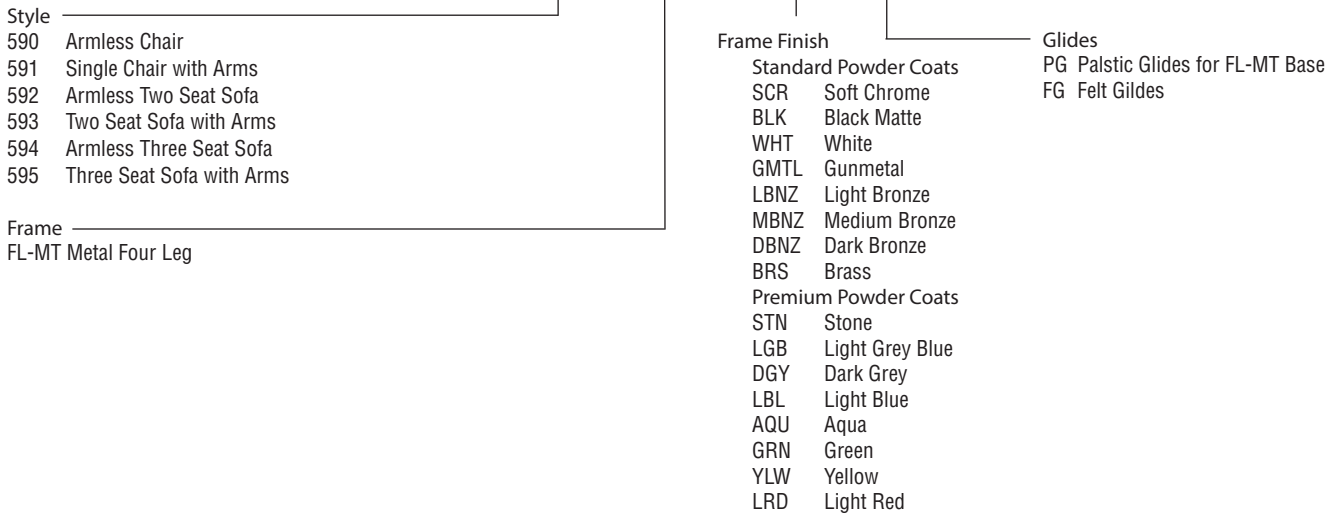
SOURCE

NORDIC

Canadian Pricing

How to Build a Nordic Product Number

590 - FL-MT - SCR - PG



Features

- One Piece Metal frame
- Seat and Back are Constructed of High Resiliency Molded Foam over Flexible Webbing
- Frame and Legs are Fabricated in High-Strength Low-Alloy Steel
- Greenguard Certified
- Meets ANSI/BIFMA Standards
- Lifetime Limited Warranty


Dimensions

590 Armless Chair		592 Armless Two Seat Sofa		594 Armless Three Seat Sofa	
Seat	20.5"D x 25.5"W x 17.5"H	Seat	20.5"D x 51"W x 17.5"H	Seat	20.5"D x 75.5"W x 17.5"H
Overall	31.5"D x 25.5"W x 31.75"H	Overall	31.5"D x 51"W x 31.75"H	Overall	31.5"D x 75.5"W x 31.75"H
COM	3 yards	COM	6 yards	COM	9 yards
COL	54 sqft	COL	108 sqft	COL	162 sqft
591 Chair with Arms		593 Two Seat Sofa with Arms		595 Three Seat Sofa with Arms	
Seat	20.5"D x 25.5"W x 17.5"H	Seat	20.5"D x 47"W x 17.5"H	Seat	20.5"D x 71.5"W x 17.5"H
Overall	31.5"D x 28"W x 31.75"H	Overall	31.5"D x 53.5"W x 31.75"H	Overall	31.5"D x 78"W x 31.75"H
COM	4 yards	COM	7 yards	COM	10 yards
COL	72 sqft	COL	126 sqft	COL	180 sqft

Option Pricing

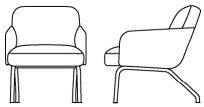
Standard Powder Coat Finish	N/C
PPC Premium Powder Coat Finish Upcharge - Net Charge Per Color Per Order	\$260 NET
FG Felt Glides for FL-MT	\$25

COM/Grade A Grade B Grade C Grade D Grade E Grade F Grade G Grade H Leather COL




Armless Chair

590		2285	2365	2435	2540	2670	2840	3055	3315	3695	2345
-----	--	------	------	------	------	------	------	------	------	------	------



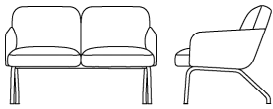
Chair with Arms

591	Armless Chair	3000	3100	3195	3340	3510	3745	4025	4370	4885	3085
-----	---------------	------	------	------	------	------	------	------	------	------	------




Armless Two Seat Sofa

592		3925	4045	4225	4440	4700	5040	5470	5985	6755	4055
-----	--	------	------	------	------	------	------	------	------	------	------




Two Seat Sofa with Arms

593		4640	4780	4995	5240	5540	5945	6440	7040	7940	4795
-----	--	------	------	------	------	------	------	------	------	------	------



Armless Three Seat Sofa

594		5215	5410	5660	5985	6370	6885	7525	8295	9455	5410
-----	--	------	------	------	------	------	------	------	------	------	------



Three Seat Sofa with Arms

595	Armless Chair	5640	5880	6145	6500	6925	7495	8210	9065	10355	5855
-----	---------------	------	------	------	------	------	------	------	------	-------	------

PRICES

All published prices are recommended retail prices. Applicable sales taxes are additional. Prices are subject to change without notice.

PAYMENT TERMS

Net 30 days, with established credit. Until credit is approved, a fifty percent deposit must be sent with the order, the balance is due prior to shipment. Deposits are non-refundable in the event of cancellation. If deposit has been placed on original order, applicable cancellation charges to be deducted from the deposit amount. Remainder of deposit will be held in the form of a credit for future orders.

FREIGHT POLICY

All orders are FOB Destination.
Orders under \$7500 net will incur a minimum freight charge of \$450.
Orders over \$7500 net will be charged the standard 6% of net freight fee.
These fees are applicable for any shipment being made within Canada.
Source International reserves the right to select method of shipment and carrier.

CONCEALED DAMAGE

If products are received damaged, a written exception should be made on the bill of lading and an immediate inspection be requested of the carrier. Concealed damage must be reported to the carrier within the specific carrier's predetermined timeline. Failure to make claims shall constitute acceptance of the products and waiver any claims of defects, errors or shortages.

RETURNS AND ALLOWANCES

All product is made to order. No merchandise may be returned without a return authorization and shipping instructions. No credit or allowance will be given for repairs to defective materials unless Source International has given authority to make such repairs.

ORDER ENTRY

All orders must be submitted in writing. Email to cr@sourceinternationaldesign.com or Fax to 508-842-1838.

ACKNOWLEDGEMENTS

All orders will be acknowledged in writing. Orders will be manufactured based on the written acknowledgement. It is the customer's responsibility to review each acknowledgement and communicate with the factory if there are errors within 48 hours.

CANCELLATIONS

Any changes or cancellation may result in charges if materials have entered into production. If an order is cancelled while in production, a cancellation fee will be applied based on the status of order at time of cancellation.

FABRICS

Not all graded in fabrics are approved for all product lines. Send memo samples for approval to:
Source International 17 Gilmore Dr, Sutton, MA 01590.

Please tag memo samples with:

The product the fabric is being reviewed for, and your contact information

Graded In Partners

We are proud to offer graded in fabric programs with the following companies:

Anzea

Architex

Camira

CF Stinson

Camira

DesignTex

Knoll

Maharam

Mayer

Momentum

Ultrafabrics

Unika Vaev

Customer's Own Material

C.O.M. fabric must be approved prior to acceptance of the order. The material must be provided in 54" wide continuous yardage. All fabric will be directionally cut straight off the bolt unless otherwise specified. A C.O.M. form must be filled out and submitted along with purchase order. Yardage requirements listed are for small patterns or plain materials. The material must be shipped to the factory prepaid and with proper reference to the order. Source International is not responsible for appearance, performance or durability of C.O.M

LEATHER

Leather Prices published in this price list are for our stock leather "MAMMUT" by Wollsdorf Leather in the following colors:

25599 Black

25519 Pewter

35062 Charcoal

Additional leather colors in the Mammut line can be quoted. All other leathers will be priced as COL.

PLANE TABLES

Canadian Pricing

How to Build a Plane Table Product Number

300 - CHR - GLS

Style		Base	Table Top
300	Plane Table 20" Diameter x 18" High	CHR Chrome	GLS White Back Painted Glass Table Top
301	Plane Table 36" Diameter x 15" High	SCR Soft Chrome	COR Corian Glacier White
302	Plane Table 36" Diameter x 18" High	BLK Black Matte	LAM Laminate
		WHT White	WHT Linen Matte D427-60
		LBNZ Light Bronze	MPL Fusion Maple 7907-60
		MBNZ Medium Bronze	GRY Fashion Grey D381-60
		DBNZ Dark Bronze	GRY2 Slate Grey D81-60
		GMTL Gunmetal	WLT Montana Walnut 7110K-78
		BRS Brass	TEAK Studio Teak 7960K-18
		PPC Premium Powder Coats	BLK Black
		STN Stone	
		LGB Light Grey Blue	
		DGY Dark Grey	
		LBL Light Blue	
		AQU Aqua	
		GRN Green	
		YLW Yellow	
		LRD Light Red	

Features

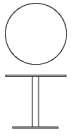
Disc Base available in Chrome, and eight standard and eight premium powder coat color options
Three top options: White Back Painted Glass Top, Laminate or Corian
Laminates are Wilsonart standard options
Corian color is Glacier White
Tops attach to base with double sided adhesive
Lifetime Limited Warranty

Dimensions

300 Round Table	
Overall Size	18"H x 20"D
301 Round Table	
Overall Size	15"H x 36"D
302 Round Table	
Overall Size	18"H x 36"D

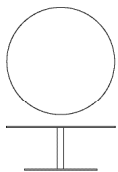
Option Pricing

PPC	Premium Powder Coat Finish Upcharge - Net Charge Per Color Per Order	\$260 NET
-----	--	-----------



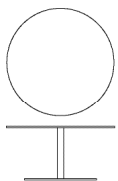
Plane Table 20" Diameter x 18" High

300-CHR-GLS	Chrome, Glass Top	2585
300-BLK-GLS	Powdercoat, Glass Top	2090
300-CHR-LAM	Chrome, Laminate Top	3100
300-BLK-LAM	Powdercoat, Laminate Top	2435
300-CHR-COR	Chrome, Corian Top	4205
300-BLK-COR	Powdercoat, Corian Top	3545



Plane Table 36" Diameter x 15" High

301-CHR-GLS	Chrome, Glass Top	3335
301-BLK-GLS	Powdercoat, Glass Top	2660
301-CHR-LAM	Chrome, Laminate Top	3855
301-BLK-LAM	Powdercoat, Laminate Top	3190
301-CHR-COR	Chrome, Corian Top	5785
301-BLK-COR	Powdercoat, Corian Top	5120



Plane Table 36" Diameter x 18" High

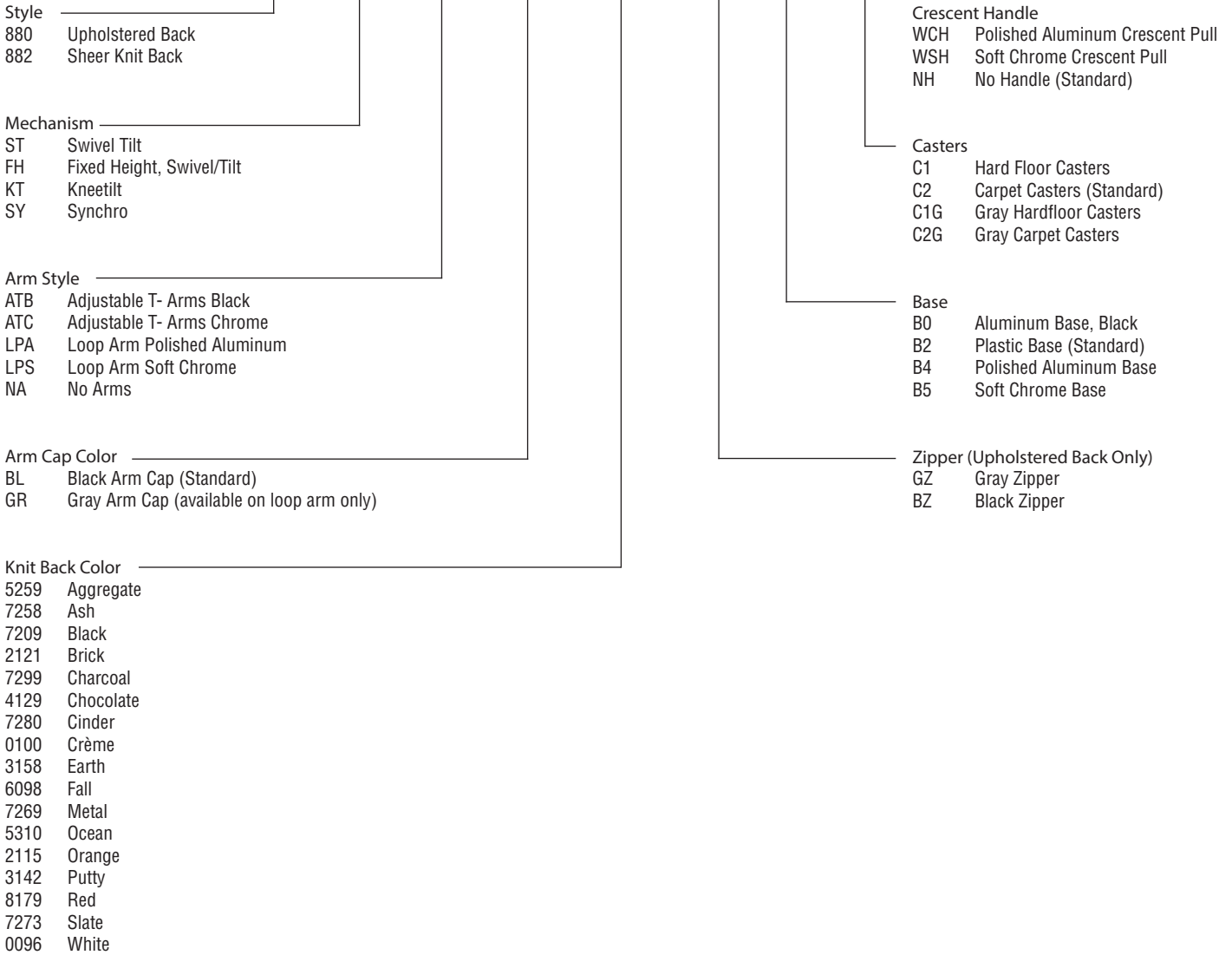
302-CHR-GLS	Chrome, Glass Top	3335
302-BLK-GLS	Powdercoat, Glass Top	2660
302-CHR-LAM	Chrome, Laminate Top	3855
302-BLK-LAM	Powdercoat, Laminate Top	3190
302-CHR-COR	Chrome, Corian Top	5785
302-BLK-COR	Powdercoat, Corian Top	5120

PORTRAIT

Canadian Pricing

How to Build a Portrait Product Number

880 - ST - ATB - BL - 7273 - GZ - B2 - C2 - NH



Features

Two Back Styles
 Partially Exposed Zipper on Fully Upholstered Back. Please Select either Gray or Black Zipper
 Four Mechanism Choices
 Meets ANSI/BIFMA Standards
 GREENGUARD Certified
 CAL 117 standard CAL 133 optional
 Lifetime Limited Warranty

The use of a Back Guard is strongly recommended if the chair will be in an environment where the back will be in contact with objects such as work surfaces, chair rails, file cabinets etc.

Dimensions

880 Upholstered Back Chair

Seat	19.5"D x 19.5"W
Seat Height	17" - 20"
Back	18"W x 22"H
Overall Size	24.5"W x 24.5"D x 39" - 43"H
COM	1.8 Yard
COL	33 sqft.

882 Sheer Knit Back Chair

Seat	19.5"D x 19.5"W
Seat Height	17" - 20"
Back	18"W x 22"H
Overall Size	24.5"W x 24.5"D x 39" - 43"H
COM	1 Yard
COL	18 sqft.

Option Pricing


WCH	Polished Aluminum Crescent Handle	\$105
WSH	Soft Chrome Crescent Handle	\$105
GZ	Gray Zipper	N/C
BZ	Black Zipper	N/C
BG	Back Guard Option	\$35
C1	Hard Floor Caster, Black	\$45
C2	Carpet Caster, Black	N/C
C2G	Carpet Caster, Grey	N/C
B0	Black Aluminum Base	\$100
B2	Black Plastic Base	N/C
B4	Polished Aluminum Base	\$175
B5	Soft Chrome Finished Base	\$115
F1	CAL 133 Compliance, Seat Only	\$65
F2	CAL 133 Compliance, Seat and Back	\$85
M1	Seat Slider (Works with SY Mechanism only)	\$100
CCYL	Chrome Cylinder	\$40
UPH	Upholstered Arm Caps* (Only on Loop Arm)	\$125

*Upholstered Arm Caps subject to damage from adjacent surface edges and not covered by Source warranty.

PORTRAIT


Canadian Pricing

COM/
Grade A Grade B Grade C Grade D Grade E Grade F Grade G Grade H Leather COL




Portrait Upholstered Back

880-ST-NA-B2-C2	Swivel/Tilt, No Arms	1590	1680	1765	1790	1870	2035	2180	2325	2695	1750
880-ST-ATB-BL-B2-C2	Swivel/Tilt, Adjustable Arms Black	1805	1890	1970	2015	2090	2245	2395	2540	2920	1960
880-ST-ATC-BL-B2-C2	Swivel/Tilt, Adjustable Arms Chrome	1810	1890	1985	2020	2090	2260	2400	2550	2920	1965
880-ST-LPA(S)-BL-B2-C2	Swivel/Tilt, Alum. Arms, Black Cap	1970	2050	2135	2180	2245	2405	2555	2700	3060	2115
880-ST-LPA(S)-GR-B2-C2	Swivel/Tilt, Alum. Arms, Gray Cap	1970	2050	2135	2180	2245	2405	2555	2700	3060	2115




Portrait Upholstered Back

880-FH-NA-B2-C2	Fixed Height, No Arms	1590	1680	1765	1790	1870	2035	2180	2325	2695	1750
880-FH-ATB-BL-B2-C2	Fixed Height, Adjustable Arms Black	1805	1890	1970	2015	2090	2245	2395	2540	2920	1960
880-FH-ATC-BL-B2-C2	Fixed Height, Adjustable Arms Chrome	1810	1890	1985	2020	2090	2260	2400	2550	2920	1965
880-FH-LPA(S)-BL-B2-C2	Swivel/Tilt, Alum. Arms, Black Cap	1970	2050	2135	2180	2245	2405	2555	2700	3060	2115
880-FH-LPA(S)-GR-B2-C2	Swivel/Tilt, Alum. Arms, Gray Cap	1970	2050	2135	2180	2245	2405	2555	2700	3060	2115



Portrait Sheer Knit Back


882-ST-NA-B2-C2	Swivel/Tilt, No Arms	1555	1575	1635	1670	1705	1800	1890	1970	2160	1620
882-ST-ATB-BL-B2-C2	Swivel/Tilt, Adjustable Arms Black	1670	1735	1770	1785	1825	1925	2005	2090	2280	1760
882-ST-ATC-BL-B2-C2	Swivel/Tilt, Adjustable Arms Chrome	1680	1735	1780	1790	1845	1925	2015	2090	2285	1765
882-ST-LPA(S)-BL-B2-C2	Swivel/Tilt, Alum. Arms, Black Cap	1790	1840	1885	1910	1950	2060	2135	2215	2395	1870
882-ST-LPA(S)-GR-B2-C2	Swivel/Tilt, Alum. Arms, Gray Cap	1790	1840	1885	1910	1950	2060	2135	2215	2395	1870



Portrait Sheer Knit Back


882-FH-NA-B2-C2	Fixed Height, No Arms	1470	1525	1555	1585	1620	1710	1790	1880	2070	1535
882-FH-ATB-BL-B2-C2	Fixed Height, Adjustable Arms Black	1670	1735	1770	1785	1825	1925	2005	2090	2280	1760
882-FH-ATC-BL-B2-C2	Fixed Height, Adjustable Arms Chrome	1680	1735	1780	1790	1845	1925	2015	2090	2285	1765
882-FH-LPA(S)-BL-B2-C2	Swivel/Tilt, Alum. Arms, Black Cap	1790	1840	1885	1910	1950	2060	2135	2215	2395	1870
882-FH-LPA(S)-GR-B2-C2	Swivel/Tilt, Alum. Arms, Gray Cap	1790	1840	1885	1910	1950	2060	2135	2215	2395	1870

COM/
Grade A Grade B Grade C Grade D Grade E Grade F Grade G Grade H Leather COL



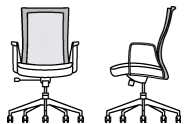
Portrait Upholstered Back

880-KT-NA-B2-C2	Knee/Tilt, No Arms	1750	1785	1905	1950	2015	2180	2325	2475	2840	1885
880-KT-ATB-BL-B2-C2	Knee/Tilt, Adjustable Arms Black	1925	1995	2100	2135	2205	2380	2525	2670	3035	2080
880-KT-ATC-BL-B2-C2	Knee/Tilt, Adjustable Arms Chrome	1945	1995	2105	2140	2215	2385	2535	2680	3040	2085
880-KT-LPA(S)-BL-B2-C2	Knee/Tilt, Alum. Arms, Black Cap	2090	2155	2265	2300	2375	2540	2685	2835	3195	2240
880-KT-LPA(S)-GR-B2-C2	Knee/Tilt, Alum. Arms, Gray Cap	2090	2155	2265	2300	2375	2540	2685	2835	3195	2240



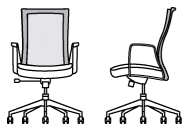
Portrait Upholstered Back

880-SY-NA-B2-C2	Synchro, No Arms	1750	1785	1910	1950	2020	2195	2335	2480	2850	1890
880-SY-ATB-BL-B2-C2	Synchro, Adjustable Arms Black	1965	1995	2120	2170	2240	2400	2550	2695	3055	2105
880-SY-ATC-BL-B2-C2	Synchro, Adjustable Arms Chrome	1970	2050	2135	2180	2245	2405	2555	2700	3060	2115
880-SY-LPA(S)-BL-B2-C2	Synchro, Alum. Arms, Black Cap	2120	2155	2285	2335	2405	2560	2720	2855	3220	2265
880-SY-LPA(S)-GR-B2-C2	Synchro, Alum. Arms, Gray Cap	2120	2155	2285	2335	2405	2560	2720	2855	3220	2265



Portrait Sheer Knit Back

882-KT-NA-B2-C2	Knee/Tilt, No Arms	1760	1785	1860	1870	1910	2005	2090	2170	2365	1845
882-KT-ATB-BL-B2-C2	Knee/Tilt, Adjustable Arms Black	1880	1945	1985	2000	2040	2145	2225	2300	2495	1965
882-KT-ATC-BL-B2-C2	Knee/Tilt, Adjustable Arms Chrome	1885	1945	1990	2005	2050	2160	2225	2305	2500	1970
882-KT-LPA(S)-BL-B2-C2	Knee/Tilt, Alum. Arms, Black Cap	1905	1945	2015	2035	2080	2170	2260	2335	2525	1990
882-KT-LPA(S)-GR-B2-C2	Knee/Tilt, Alum. Arms, Gray Cap	1905	1945	2015	2035	2080	2170	2260	2335	2525	1990



Portrait Sheer Knit Back

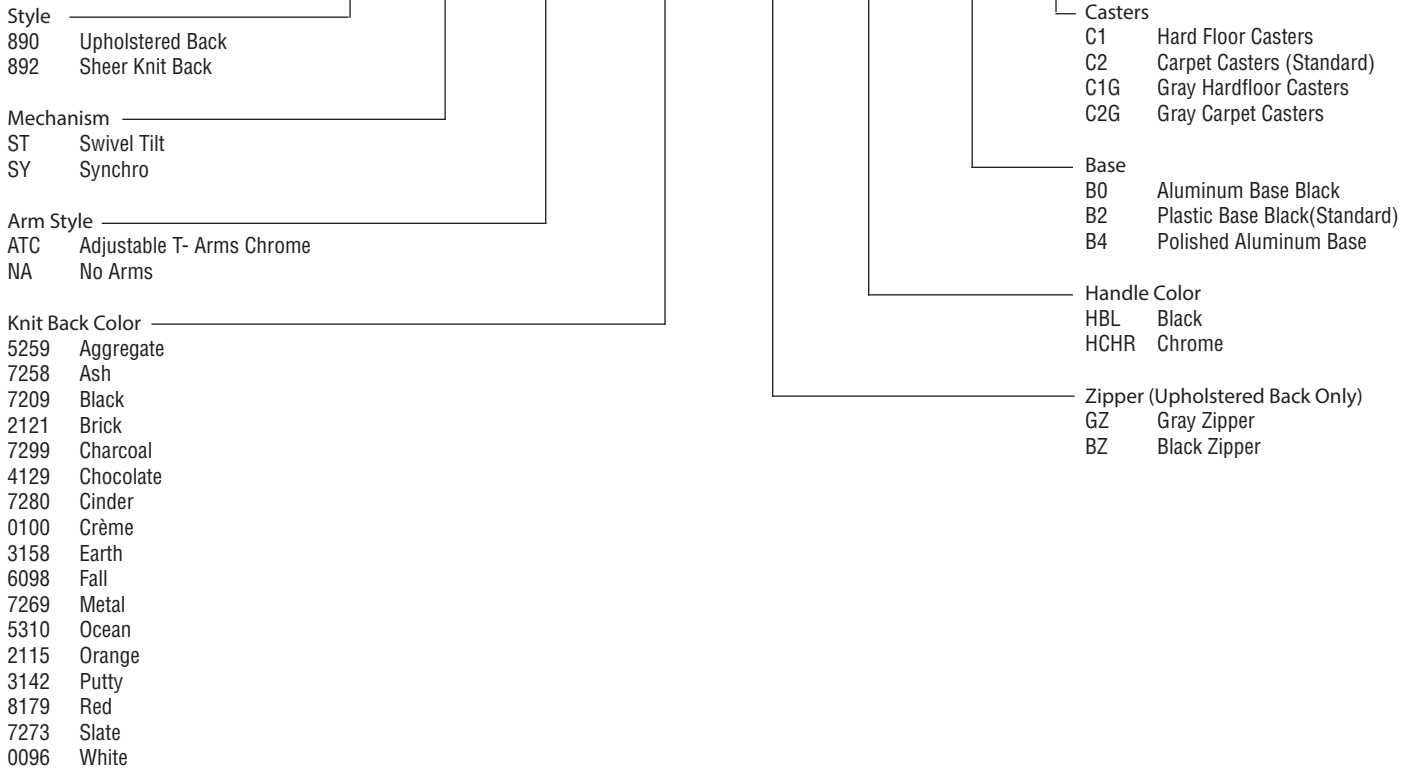
882-SY-NA-B2-C2	Synchro, No Arms	1590	1630	1690	1710	1765	1860	1925	2015	2200	1680
882-SY-ATB-BL-B2-C2	Synchro, Adjustable Arms Black	1800	1840	1905	1925	1965	2070	2145	2235	2420	1885
882-SY-ATC-BL-B2-C2	Synchro, Adjustable Arms Chrome	1805	1840	1910	1945	1970	2080	2160	2235	2425	1890
882-SY-LPA(S)-BL-B2-C2	Synchro, Alum. Arms, Black Cap	1950	1995	2050	2080	2115	2215	2300	2460	2555	2035
882-SY-LPA(S)-GR-B2-C2	Synchro, Alum. Arms, Gray Cap	1950	1995	2050	2080	2115	2215	2300	2460	2555	2035

PORTRAIT TASK

Canadian Pricing

How to Build a Portrait Task Product Number

890 - ST - ATB - 7299 - BZ - HBL - B2 - C2



Features

Self Conforming Lumbar Support
Pneumatic Seat Height Adjustment
Waterfall Front Seat Edge
Polyurethane Arm Caps in Black
Pivoting Arm Cap
Hooded Dual Wheel Casters
Top Handle for Mobility Convenience in Black or Chrome
GREENGUARD Certified
Meets ANSI BIFMA Standards
CAL 117 Standard CAL 133 Optional

Dimensions

Seat 19.75"D x 18.75"W x 15-19.5"H
Back 18"W x 20.5"H
Overall Size 26"D x 27"W x 35.5-40"H
COM 1.5 Yards Upholstered
1 Yard Knit Back
COL 27 sq. ft. Upholstered
18 sq. ft. Knit Back

Option Pricing

NA	No Arm Option	Deduct \$75
C1	Hard Floor Caster, Black	\$45
C2G	Carpet Caster, Grey	N/C
C3	Plastic Glide Caster Replacement	\$60
B0	Black Aluminum Base	\$85
B4	Polished Aluminum Base	\$175
F1	CAL 133 Compliance, Seat Only	\$65
F2	CAL 133 Compliance, Seat and Back	\$85
BG	Back Guard Option	\$35
M1	Seat Slider (Works with SY Mechanism only)	\$100
HBL	Black Handle	Standard
HCHR	Chrome Handle	N/C

COM/
Grade A Grade B Grade C Grade D Grade E Grade F Grade G Grade H Leather COL



Portrait Task Upholstered Back

890-ST-ATC-B2-C2	Swivel Tilt	1670	1680	1735	1860	1920	2090	2225	2345	2615	1710
890-SY-ATC-B2-C2	Synchro Tilt	1765	1785	1825	1950	1990	2195	2315	2440	2700	1770



Portrait Task Knit Back

892-ST-ATC-B2-C2	Swivel Tilt	1505	1525	1585	1600	1635	1735	1810	1890	2080	1535
892-SY-ATC-B2-C2	Synchro Tilt	1590	1630	1680	1690	1735	1825	1905	1970	2185	1620

PORTRAIT GUEST

Canadian Pricing

How to Build a Portrait Guest Product Number

884 - SCR - BL - 7273 - GZ - F1

Style	884 Upholstered Back Sled Base Chair			CAL 133 Option
	886 Sheer Knit Back Sled Base Chair			F1 Seat Only
Frame Finish	SCR Soft Chrome			F2 Seat & Back
	CHR Bright Chrome			Zipper (Upholstered Back Only)
Arm Cap	BL Black	Knit Back Color		GZ Gray Zipper
	GR Gray	5259 Aggregate		BZ Black Zipper
		7258 Ash		
		7209 Black		
		2121 Brick		
		7299 Charcoal		
		4129 Chocolate		
		7280 Cinder		
		0100 Creme		
		3158 Earth		
		6098 Fall		
		7269 Metal		
		5310 Ocean		
		2115 Orange		
		3142 Putty		
		8179 Red		
		7273 Slate		
		0096 White		

Features

- Two Back Styles, Fully Upholstered or Sheer Knit
- 17 Knit Back Colors
- Partially Exposed Zipper on Fully Upholstered Back. Please Select Either Gray or Black Zipper
- Cantilevered Sled Base Frame in Two Finish Options, Chrome or Soft Chrome
- Frame Stacks Three High
- Polyurethane Arm Caps, Black or Gray
- CAL 117 Standard, CAL 133 Optional
- GREENGUARD Certified
- Meets ANSI/BIFMA Standards
- Lifetime Limited Warranty

Dimensions

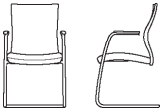
	884 Fully Upholstered Chair	886 Knit Back Chair
Seat	19.5"D x 19.75"W x 18"H	Seat 19.5"D x 19.75"W x 18"H
Back	19"W x 18.5"H	Back 19"W x 18.5"H
Overall Size	22.5"D x 23.25"W x 35"H	Overall Size 22.5"D x 23.25"W x 35"H
COM	1.6 yards	COM .8 yards
Option Pricing	COL 29 sqft.	COL 15 sqft.

F1	CAL 133 Compliance, Seat Only	\$05
F2	CAL 133 Compliance, Seat and Back	\$85
NG	No Glide (Anti-Tip)	Deduct \$15

PORTRAIT GUEST

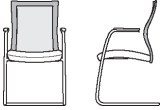
Canadian Pricing

COM/
Grade A Grade B Grade C Grade D Grade E Grade F Grade G Grade H Leather COL



Portrait Upholstered Back Guest Chair

884-SCR	1750	1785	1845	1920	1990	2140	2270	2395	2585	1810
884-CHR	1770	1840	1865	1960	2020	2170	2300	2435	2620	1850



Portrait Knit Back Guest Chair

886-SCR	1505	1525	1570	1605	1635	1710	1785	1860	2085	1555
886-CHR	1530	1575	1585	1630	1670	1750	1800	1870	2100	1570

PURL

Canadian Pricing

How to Build a Purl Product Number

440 - ST - FAS - AC - 7273 - B2 - C2

Style 440 Mid Back Chair 442 High Back Chair	Mechanism/Chassis ST Swivel/Tilt KT Kneetilt FH Fixed Height, Swivel/Tilt	Arm Style FAC Fixed Arms, Chrome FAS Fixed Arms, Soft Chrome ATB Height Adjustable Arms, Black ATC Height Adjustable Arms, Chrome FPA Fixed Polished Aluminum Arms NA No Arms	Arm Cap Color BL Black Arm Cap (Standard) GR Gray Arm Cap (FA, AT Arms Only)	Casters/Glides C1 Hard Floor Casters C2 Carpet Casters (standard)	Base B0 Aluminum Base, black B2 Plastic Base (standard) B4 Polished Aluminum Base B5 Soft Chrome Base	Knit Back Color 5259 Aggregate 7258 Ash 7209 Black 2121 Brick 7299 Charcoal 4129 Chocolate 7280 Cinder 0100 Crème 3158 Earth 6098 Fall 7269 Metal 5310 Ocean 2115 Orange 3142 Putty 8179 Red 7273 Slate 0096 White
---	---	--	---	--	--	--

Features


- Two Back Heights
- Three Mechanism Choices
- Pneumatic Seat Height Adjustment
- High Density Seat Foam
- Knit Back Mesh
- Black or Grey Soft Padded Polyurethane Arms
- Five Star Reinforced Nylon Base (Standard)
- Optional Aluminum Base, Powder Coated or Polished
- The Spanner Rod finish will match the arm finish unless otherwise noted
- Hooded Dual Wheel Caster
- Meets ANSI/BIFMA Standards
- GREENGUARD Certified
- CAL117 Standard, CAL133 Optional

Option Pricing

C1	Hard Floor Caster, Black	\$45
C2	Carpet Caster, Black	N/C
C1G	Hard Floor Caster, Grey	\$100
C2G	Carpet Caster, Grey	N/C
B0	Black Aluminum Base	\$100
B2	Black Plastic Base	Standard
B4	Polished Aluminum Base	\$175
B5	Soft Chrome Finished Base	\$115
FPA	Fixed Polished Aluminum Arms	\$165
F1	CAL 133 Compliance, Seat Only	\$65
CCYL	Chrome Cylinder	\$40
ATB	Adjustable T Arm Black (Add to FAC)	\$100
ATC	Adjustable T Arm Chrome (Add to FAC)	\$100
GR	Gray Arm Cap (FA, AT Arms Only)	\$25
NA	No Arms Option -	
	Deduct from FAC Option Price	Deduct \$65
FPA	Fixed Polished Aluminum Arms -	
	Add to FAC Fixed Arm Option	\$165


Dimensions

	High Back Chair	Mid Back Chair
Seat	20"D x 22"W	Seat 20"D x 22"W
Seat Height	17" - 21" (Fixed Ht 18")	Seat Height 17" - 21" (Fixed Ht 18")
Back	29"H x 19"W	Back 23"H x 19"W
Overall Size	27"W x 25"D x 45"- 49"H	Overall Size 27"W x 25"D x 39"- 43"H
COM	1 yard	COM 1 yard
COL	18 sqft.	COL 18 sqft.



PURL
Desk / Conference Chair
Mid Back
Fixed Arms

440-ST-FAS-B2-C2	Swivel / Tilt	1780	1785	1880	1890	1925	2020	2105	2185	2365	1860
440-KT-FAS-B2-C2	Knee tilt	2050	2100	2145	2165	2200	2305	2380	2455	2635	2120
440-FH-FAS-B2-C2	Fixed Height, Swivel/Tilt	1780	1785	1880	1890	1925	2020	2105	2185	2365	1860
440-ST-FAC-B2-C2	Swivel / Tilt	1905	1945	2000	2020	2060	2165	2235	2315	2485	1980
440-KT-FAC-B2-C2	Kneetilt	2050	2100	2145	2165	2200	2305	2380	2455	2635	2120
440-FH-FAC-B2-C2	Fixed Height, Swivel/Tilt	1905	1945	2000	2020	2060	2165	2235	2315	2485	1980



PURL
Desk / Conference Chair
High Back
Fixed Arms

442-ST-FAS-B2-C2	Swivel / Tilt	1945	1995	2035	2060	2085	2195	2265	2345	2525	2005
442-KT-FAS-B2-C2	Knee tilt	2170	2205	2280	2295	2335	2440	2520	2585	2760	2260
442-FH-FAS-B2-C2	Fixed Height, Swivel/Tilt	1945	1995	2035	2060	2085	2195	2265	2345	2525	2005
442-ST-FAC-B2-C2	Swivel / Tilt	2060	2100	2160	2180	2215	2315	2395	2475	2650	2135
442-KT-FAC-B2-C2	Kneetilt	2170	2205	2280	2295	2335	2440	2520	2585	2760	2260
442-FH-FAC-B2-C2	Fixed Height, Swivel/Tilt	2060	2100	2160	2180	2215	2315	2395	2475	2650	2135

Leather Pricing

Leather Prices published in this Price Book are for our Stock Leather "MAMMUT" by Wollsdorf Leather in the colors

- 250599 Black
- 251938 Saddle
- 253272 Chestnut
- 250519 Pewter
- 252004 Charcoal

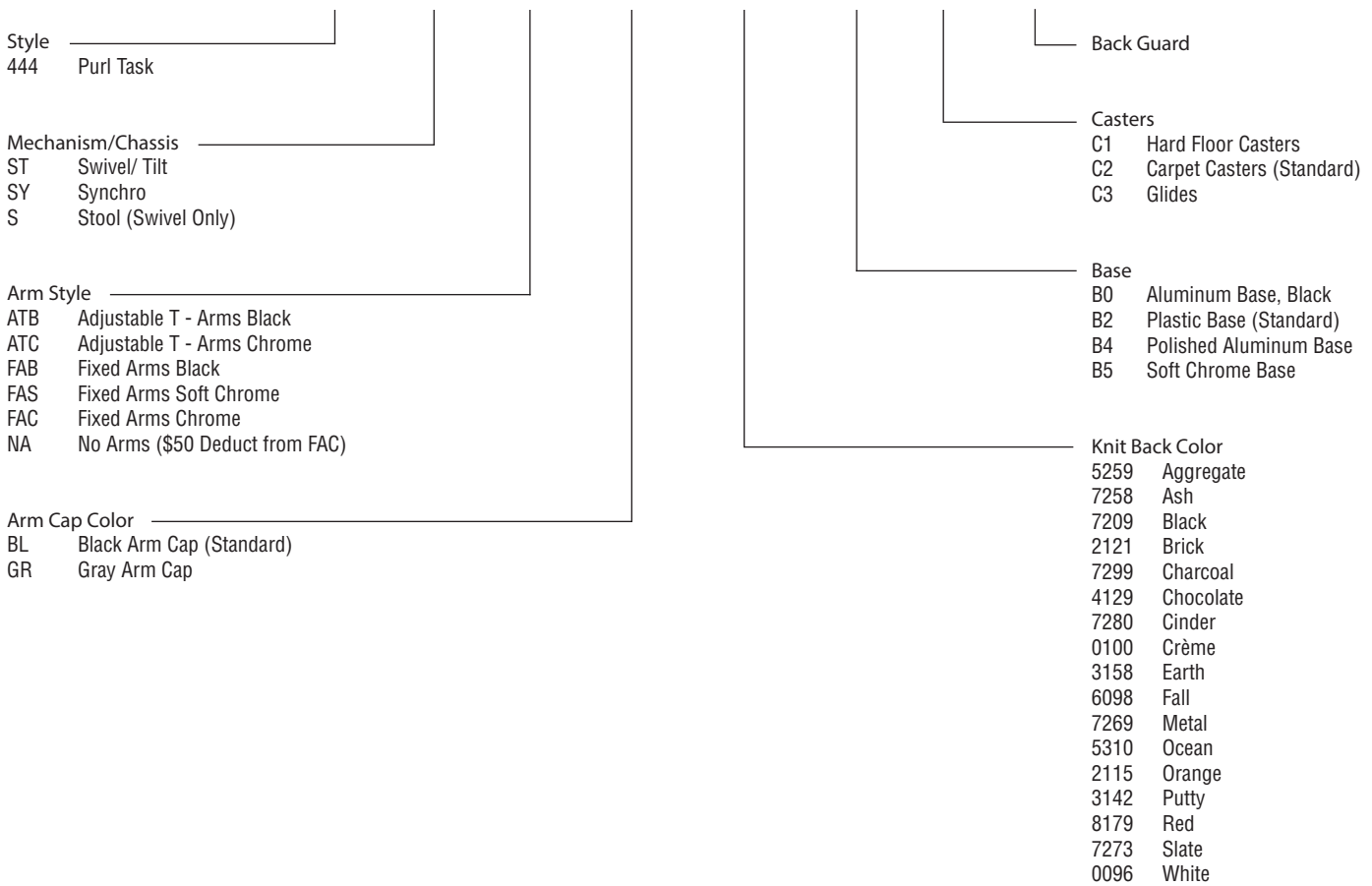
Other leathers can be quoted by Customer Service

PURL TASK

Canadian Pricing

How to Build a Purl Task Product Number

444 - ST - ATB - BL - 7273 - B2 - C2 - BG*



Features

Self Conforming Lumbar Support
Pneumatic Seat Height Adjustment
Waterfall Front Seat Edge
Soft Padded Polyurethane Arm Caps
The Spanner Rod finish will match the arm finish unless otherwise noted
Hooded Dual wheel Casters
Meets ANSI/ BIFMA Standards
GREENGUARD Certified
CAL 117 standard CAL 133 optional
Lifetime Limited Warranty

* The use of a Back Guard is strongly recommend if the chair will be in an environment where the back will be in contact with objects such as work surfaces, chair rails, file cabinets etc.

Option Pricing

NA	No Arms Option - Deduct from FAC Option Price	Deduct \$65
GR	Gray Arm Cap	\$25
HW	Height Width Adjustable Arms	\$35
BG	Back Guard Option	\$35
B0	Black Aluminum Base	\$100
B2	Black Plastic Base	N/C
B4	Polished Aluminum Base	\$175
B5	Soft Chrome Finished Base	\$115
C1	Hard Floor Caster, Black	\$40
C2	Carpet Caster, Black	N/C
C3	Plastic Glide Caster Replacement	\$65
C1G	Hard Floor Caster, Grey	\$100
C2G	Carpet Caster, Grey	N/C
CCYL	Chrome Cylinder	\$40
F1	CAL 133 Compliance, Seat Only	\$50
M1	Seat Slider (Works with SY Mechanism only)	\$100

Dimensions

444 Chair

Seat: 19.5"D x 20"W
 Seat Height: 17.25" - 21.25"
 Back: 18.5"W x 20.5"H
 Overall Size: 26"W x 25.5"D

COM 1 Yard

COL 18 sqft.

444 Stool

Seat: 19.5"D x 20"W
 Seat Height: 21.5" - 29"
 Back: 18.5"W x 20.5"H
 Overall Size: 26"W x 25.5"D


COM 1 Yard

COL 18 sqft.

PURL TASK


Canadian Pricing

COM/Grade A Grade B Grade C Grade D Grade E Grade F Grade G Grade H Leather COL




Task Chair
Adjustable T-Arms

444-ST-ATB	1530	1575	1630	1660	1700	1785	1865	1950	2120	1610
444-ST-ATC	1545	1575	1635	1660	1700	1790	1870	1950	2135	1620




Task Chair
Adjustable T-Arms

444-SY-ATB	1600	1630	1700	1710	1760	1860	1925	2000	2185	1680
444-SY-ATC	1605	1630	1705	1720	1765	1865	1945	1890	2195	1685




Stool
Adjustable T-Arms

444-S-ATB	1605	1630	1705	1720	1765	1865	1945	2005	2195	1685
444-S-ATC	1610	1630	1710	1735	1770	1870	1950	2020	2200	1690




Task Chair
Fixed Arms

444-ST-FAB	1480	1525	1570	1590	1630	1720	1800	1880	2060	1555
444-ST-FAC	1585	1630	1670	1700	1735	1825	1900	1985	2165	1660



Task Chair
Fixed Arms

444-SY-FAB	1545	1575	1630	1660	1700	1785	1870	1950	2120	1610
444-SY-FAC	1650	1680	1735	1765	1800	1890	1970	2060	2225	1720



Stool
Fixed Arms

444-S-FAB	1555	1575	1650	1665	1705	1790	1880	1960	2140	1630
444-S-FAC	1660	1680	1750	1770	1805	1900	1985	2065	2240	1725

Leather Pricing

Leather Prices published in this Price Book are for our Stock Leather "MAMMUT" by Wollsdorf Leather in the colors

250599 Black

251938 Saddle

253272 Chestnut

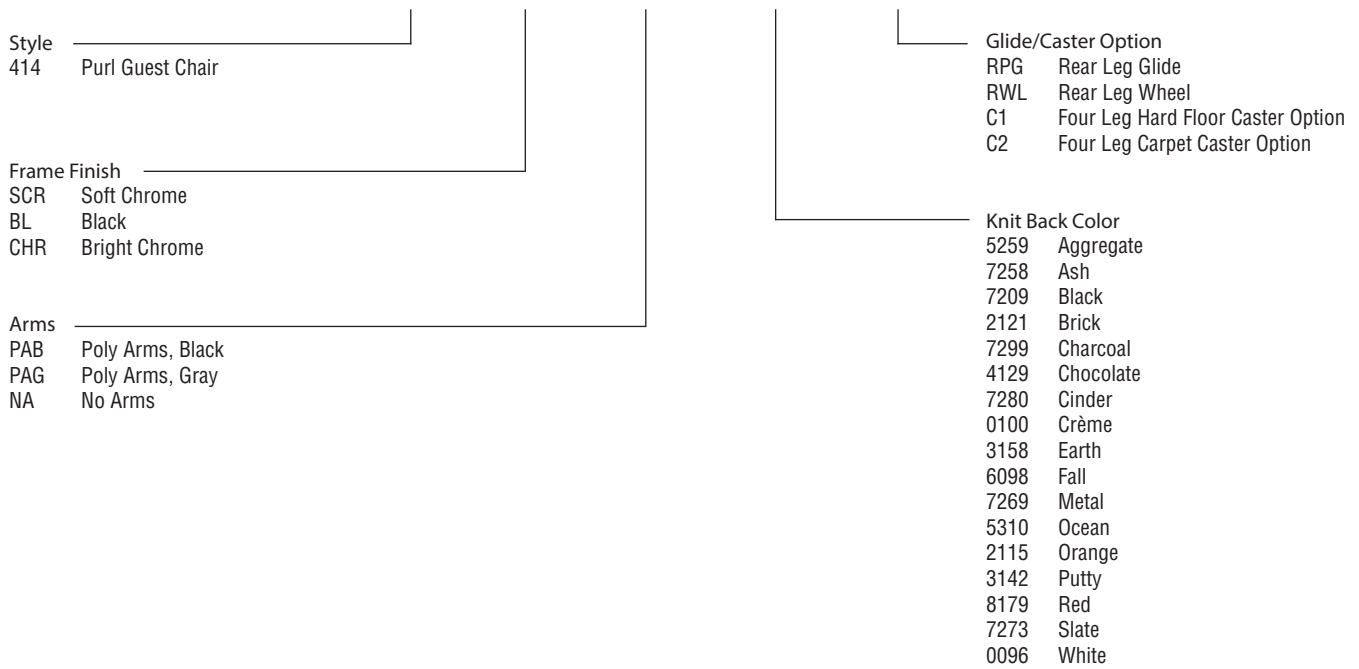
250519 Pewter

252004 Charcoal

Other leathers can be quoted by Customer Service

How to Build a Purl Guest Product Number

414 - SCR - PAB - 7273 - RPG



Features

- Self Conforming Lumbar Support
- Plastic Glide or Wheel Options For Rear Legs
- Soft Padded Polyurethane Arm Caps, Black Or Gray
- 17 Knit-Back Colors
- Chairs Stacks 4 High
- Meets ANSI/BIFMA Standards
- GREENGUARD Certified
- CAL 117 Standard. CAL 133 Optional
- Lifetime Limited Warranty

Dimensions

Chair

Seat: 19"D x 18"W x 17.5"H
 Back: 20"W x 19"H
 Overall Size: 24"D x 24.5"W x 36"H
 20"W w/o arms

COM .8 Yards for every two seats

COL 13 sqft.

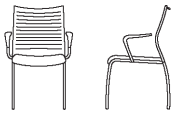
Option Pricing

F1	CAL 133 Compliance, Seat Only	\$65
XFS	1/2" Extra Foam For Seat	\$40
C1	Hard Floor Caster, Black	\$115
C2	Carpet Caster, Black	\$70

PURL GUEST

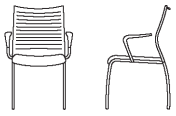
Canadian Pricing

COM/Grade A Grade B Grade C Grade D Grade E Grade F Grade G Grade H Leather COL



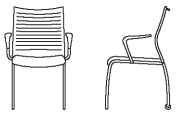
Knit Back Stacking Guest
Chair, Black/ Soft Chrome,
Glides

414-BL/SCR-NA-RPG	875	895	950	965	1000	1075	1135	1195	1305	945
414-BL/SCR-WA-RPG	1075	1105	1145	1170	1195	1270	1330	1390	1500	1135



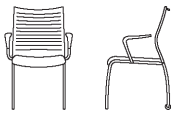
Knit Back Stacking Guest
Chair, Chrome, Glides

414-CHR-NA-RPG	1155	1210	1235	1250	1285	1370	1425	1490	1600	1230
414-CHR-PAB/PAG-RPG	1365	1420	1445	1465	1485	1565	1620	1685	1790	1430



Knit Back Stacking Guest
Chair, Black/ Soft Chrome,
Rear Leg Wheel

414-BL/SCR-NA-RWL	910	945	975	990	1030	1090	1155	1230	1330	965
414-BL/SCR-WA-RWL	1085	1105	1155	1175	1210	1275	1335	1400	1505	1145




Knit Back Stacking Guest
Chair, Chrome, Rear Leg
Wheel

414-CHR-NA-RWL	1170	1210	1245	1265	1300	1375	1430	1500	1605	1235
414-CHR-PAB/PAG-RWL	1370	1420	1455	1470	1490	1570	1630	1690	1800	1430

REPEAT

Canadian Pricing

How to Build a Repeat Product Number



Features

Trapezoid shaped upholstered unit
Glides are black plastic 2.25" diameter with urethane bottom suitable for hard floors or carpet
Felt glide option
Adjustable ganger is field Installed
When two fabrics specified, the higher price grade will apply
CAL 117 Standard, CAL 133 Optional
Lifetime Limited Warranty

Dimensions

Overall Size 17" H x 46" W x 21.5 D

COM 2.25 yds for single fabric
 .7 yds per top
 1.75 yds per side

COL 40.5 sqft
 12.6 sqft per top
 31.5 sqft per side

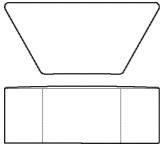
Option Pricing

FG	Felt Glides	\$25
F1	CAL 133 Compliance	\$65
MB	Moisture Barrier	\$60
AGD	Adjustable Ganger	\$20
C2	Carpet Caster, Black	\$65

REPEAT

Canadian Pricing

COM/Grade A Grade B Grade C Grade D Grade E Grade F Grade G Grade H Leather COL



220

1725

1785

1850

1880

1920

2035

2135

2240

2520

1850

Dimensions

SL Sled Chair

Seat 16'D x 20'W x 18.25'H
 Overall 20.50'D x 20'W x 32.75'H

STK Stacking Sled Chair

Seat 16'D x 20'W x 18.25'H
 Overall 21'D x 22'W x 32.75'H

WDL Wood Leg Chair

Seat 16'D x 20'W x 18.25'H
 Overall 20.50'D x 20'W x 32.75'H

Seat Pad		Fully Upholstered	
C.O.M	.6 yards	C.O.M	1.5 yards
C.O.L.	11 sqft	C.O.L.	27 sqft

Option Pricing

FG-STK	Felt Glides, STK - Stacking Frame	\$20
FG-SL	Felt Glides, SL - Sled Frame	\$20
FG-WDL	Felt Glides For Wood Leg	\$20
GD-SL	Plastic Ganger (Sled Frame only)	\$25
P3	Painted Wood Finish - Specify Paint Color Number From Above	\$55
999	Custom Wood Finish Option - Set Up Fee	\$225 NET
PPC	Premium Powder Coat Finish Upcharge - Net Charge Per Color Per Order	\$200 NET

SAY O CHAIR - WOOD SHELL

COM/Grade A Grade B Grade C Grade D Grade E Grade F Grade G Grade H Leather COL



Wood Shell Sled Frame

3101-SL-BCH Beech Shell	1330
3101-SL-OAK Oak Shell	1610
3101-SL-WAL Walnut Shell	1610

Wood Shell with Upholstered Seat Pad Sled Frame

3102-SL-BCH Beech Shell	1605	1630	1670	1690	1710	1785	1845	1900	1910	1160
3102-SL-OAK Oak Shell	1885	1890	1960	1970	2005	2080	2135	2195	2200	1945
3102-SL-WAL Walnut Shell	1885	1890	1960	1970	2005	2080	2135	2195	2200	1945



Wood Shell Wood Legs

3101-WDL-BCH Beech Shell	1445
3101-WDL-OAK Oak Shell	1720
3101-WDL-WAL Walnut Shell	1720

Wood Shell with Upholstered Seat Pad Wood Legs

3102-WDL-BCH Beech Shell	1710	1735	1785	1805	1845	1905	1960	2015	2035	1770
3102-WDL-OAK Oak Shell	2000	2010	2070	2090	2115	2195	2245	2300	2305	2050
3102-WDL-WAL Walnut Shell	2000	2010	2070	2090	2115	2195	2245	2300	2305	2050

SAY O CHAIR - POLY SHELL

COM/Grade A Grade B Grade C Grade D Grade E Grade F Grade G Grade H Leather COL



Poly Shell Sled Frame

3104-SL

815

Poly Shell with Upholstered Seat Pad Sled Frame

3105-SL

1060

1070

1115

1135

1155

1215

1265

1320

1335

1095

Fully Upholstered Sled Frame

3103-SL

1570

1630

1720

1765

1825

1985

2120

2270

2405

1705



Poly Shell Stacking Sled Frame

3104-STK

815

Poly Shell with Upholstered Seat Pad Stacking Sled Frame

3105-STK

1060

1070

1115

1135

1155

1215

1265

1320

1335

1095

Fully Upholstered Stacking Sled Frame

3103-STK

1385

1435

1525

1555

1615

1755

1880

2005

2130

1505



Poly Shell Wood Legs

3104-WDL

915

Poly Shell with Upholstered Seat Pad Wood Legs

3105-WDL

1155

1180

1215

1235

1265

1325

1365

1420

1295

1200

Fully Upholstered Wood Legs

3103-WDL

1710

1785

1870

1910

1985

2140

2280

2580

2715

1860

SAY O LOUNGE - WOOD SHELL

How to Build a Say O Lounge Product Number

3301 - ML - BCH - SCR or WDL - NAT - P3 7006

<p>Style</p> <p>3301 Wood Shell Lounge 3302 Wood Shell Lounge with Upholstered Seat Pad 3303 Fully Upholstered</p> <p>Leg/Base Style</p> <p>ML Metal Four Leg WDL Wood Four Leg</p> <p>Wood Species</p> <p>BCH Beech OAK Oak WAL Walnut</p>	<p>WDL Wood Leg Finish</p> <p>NAT Natural* 001 Black</p> <p>Standard Powder Coats</p> <p>SCR Soft Chrome BLK Black Matte WHT White GMTL Gunmetal LBNZ Light Bronze MBNZ Medium Bronze DBNZ Dark Bronze BRS Brass</p> <p>Premium Powder Coats *</p> <p>STN Stone LGB Light Grey Blue DGY Dark Grey LBL Light Blue AQU Aqua GRN Green YLW Yellow LRD Light Red</p>	<p>Beech Shell Finish Option Wood Finish for Beech Shells Only</p> <p>NAT Natural* CHY Cherry WCH Warm Cherry MAH Mahogany ESP Espresso WLT Weathered Light WMD Weathered Medium WGR Weathered Grey WNT Walnut DWNT Dark Walnut 999 Custom 001 Black</p>	<p>P3 Painted Wood Shell</p> <p>7006 White 7044 Stone 7035 Light Grey 7012 Dark Grey 8012 Dark Red 3016 Light Red 1032 Yellow 6011 Green 6033 Teal 6034 Aqua 5024 Light Blue 5014 Medium Blue 7040 Light Grey Blue</p>
---	--	--	---

* Due to differences in color and grain, NAT Natural finish on Beech shells is not recommended with NAT Natural finish on wood legs. NAT Natural finish on Oak shells will match NAT Natural finish on wood legs.

Features

- 3D Veneer Wood Shell
- Upholstered Seat Pad or Fully Upholstered Options
- Wood Shell in Three 3D Veneer Options with Clear Coat Finish
- Beech Wood Shell Used for Wood Finishes and Painted Finish Options
- Two Frame Styles, ML Metal Leg and WDL Wood Leg
- Frame finishes include eight standard and eight premium powder coat color options
- The Wood Leg Underseat Attachment Bracket will be BL Black for Black legs or DBNZ Dark Bronze for Natural Legs. Contact Source for other options.
- Wood Leg Frame has PG Plastic Glides standard, FG Felt Glides optional
- ML Metal Leg Frame has PG Plastic Glides standard, FG Felt Glides optional
- Greenguard Certified
- Meets ANSI/BIFMA Standards
- Lifetime Limited Warranty

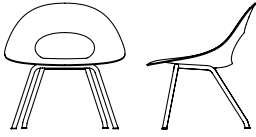
Dimensions

ML Metal Four Leg Frame		WDL Wood Leg Lounge	
Seat	19"D x 27.5"W x 15.75"H	Seat	19"D x 27.5"W x 15.75"H
Overall	25"D x 27.5"W x 28.75"H	Overall	25"D x 27.5"W x 28.75"H
Seat Pad	Fully Upholstered		
C.O.M	.6 yards	C.O.M	2.25 yards
C.O.L.	11 sqft	C.O.L.	40 sqft

Option Pricing

FG-ML	Felt Glides, SL - ML Metal Frame	\$20
FG-WDL	Felt Glides For Wood Legs	\$20
P3	Painted Wood Finish - Specify Paint Color Number From Above	\$55
999	Custom Wood Finish Option - Set Up Fee	\$225 NET
PPC	Premium Powder Coat Finish Upcharge - Net Charge Per Color Per Order	\$200 NET

SAY O LOUNGE - WOOD SHELL



Wood Shell Metal Four Leg Frame

3301-ML-BCH Beech Shell	2180
3301-ML-OAK Oak Shell	2615
3301-ML-WAL Walnut Shell	2615

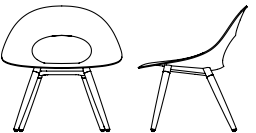
COM/Grade A Grade B Grade C Grade D Grade E Grade F Grade G Grade H Leather COL

Wood Shell with Upholstered Seat Pad Metal Four Leg Frame

3302-ML-BCH Beech Shell	2485	2520	2555	2580	2615	2685	2740	2795	2815	2535
3302-ML-OAK Oak Shell	2940	2940	3020	3035	3055	3150	3210	3250	3265	2980
3302-ML-WAL Walnut Shell	2940	2940	3020	3035	3055	3150	3210	3250	3265	2980

Fully Upholstered Metal Four Leg Frame

3303-ML	2070	2100	2200	2235	2295	2420	2540	2660	2915	2200
---------	------	------	------	------	------	------	------	------	------	------



Wood Shell Wood Legs

3301-WDL-BCH Beech Shell	2285
3301-WDL-OAK Oak Shell	2730
3301-WDL-WAL Walnut Shell	2730

COM/Grade A Grade B Grade C Grade D Grade E Grade F Grade G Grade H Leather COL

Wood Shell with Upholstered Seat Pad Wood Legs

3302-WDL-BCH Beech Shell	2620	2625	2695	2715	2735	2830	2870	2930	2940	2670
3302-WDL-OAK Oak Shell	3055	3065	3130	3150	3175	3255	3315	3370	3385	3100
3302-WDL-WAL Walnut Shell	3055	3065	3130	3150	3175	3255	3315	3370	3385	3100

Fully Upholstered Wood Legs

3303-WDL	2325	2365	2480	2525	2595	2755	2895	3030	3265	2455
----------	------	------	------	------	------	------	------	------	------	------

SAY O STOOL

How to Build a Say O Stool Product Number

3201 - CH18 - SL - BCH or 3001 - SCR or WDL - NAT - P3 7006

<p>Style</p> <p>3201 Wood Shell</p> <p>3202 Wood Shell with Upholstered Seat Pad</p> <p>3203 Fully Upholstered</p> <p>3204 Poly Shell</p> <p>3205 Poly Shell with Upholstered Seat Pad</p> <p>CH18 18" Seat Height</p> <p>CH24 24" Counter height</p> <p>STL30 30" Bar Height</p> <p>Leg/Base Style</p> <p>SL Sled Frame</p> <p>WDL Wood Four Leg</p> <p>Wood Species or Poly Shell Color</p> <p>BCH Beech 3001 Black</p> <p>OAK Oak 3005 White</p> <p>WAL Walnut 3009 Blue Grey</p>	<p>Standard Powder Coats</p> <p>SCR Soft Chrome</p> <p>BLK Black Matte</p> <p>WHT White</p> <p>GMTL Gunmetal</p> <p>LBNZ Light Bronze</p> <p>MBNZ Medium Bronze</p> <p>DBNZ Dark Bronze</p> <p>BRS Brass</p> <p>Premium Powder Coats *</p> <p>STN Stone</p> <p>LGB Light Grey Blue</p> <p>DGY Dark Grey</p> <p>LBL Light Blue</p> <p>AQU Aqua</p> <p>GRN Green</p> <p>YLW Yellow</p> <p>LRD Light Red</p>	<p>Beech Shell Finish</p> <p>Wood Finish for Beech Shells Only</p> <p>NAT Natural*</p> <p>CHY Cherry</p> <p>WCH Warm Cherry</p> <p>MAH Mahogany</p> <p>ESP Espresso</p> <p>WLT Weathered Light</p> <p>WMD Weathered Medium</p> <p>WGR Weathered Grey</p> <p>WNT Walnut</p> <p>DWNT Dark Walnut</p> <p>999 Custom</p> <p>001 Black</p> <p>WDL Wood Leg Finish</p> <p>NAT Natural*</p> <p>001 Black</p>	<p>P3 Painted Wood Shell</p> <p>7006 White</p> <p>7044 Stone</p> <p>7035 Light Grey</p> <p>7012 Dark Grey</p> <p>8012 Dark Red</p> <p>3016 Light Red</p> <p>1032 Yellow</p> <p>6011 Green</p> <p>6033 Teal</p> <p>6034 Aqua</p> <p>5024 Light Blue</p> <p>5014 Medium Blue</p> <p>7040 Light Grey Blue</p>
--	---	--	---

Features

3D Veneer Wood Shell

Upholstered Seat Pad or Fully Upholstered Options

Three Stool Heights, 18", 24", 30"

Wood Shell in Three 3D Veneer Options with Clear Coat Finish

Beech Wood Shell Used for Wood Finishes and Painted Finish Options

Poly Shell in Three Color Options

Two Frame Styles, Wood Leg and Wire Sled

Sled Frame finishes include eight standard and eight premium powder coat color options

The Wood Leg Underseat Attachment Bracket will be BL Black for Black legs or DBNZ Dark Bronze for Natural Legs. Contact Source for other options.

Say O Stools are Non-Stacking

Wood leg stool has stainless steel foot rest

Wood Leg Frame has Plastic Glides Standard, FG Felt Glides Optional

Sled Frame Offers an Optional FG Felt Glide

Greenguard Certified

Meets ANSI/BIFMA Standards

Lifetime Limited Warranty

* Due to differences in color and grain, NAT Natural finish on Beech shells is not recommended with NAT Natural finish on wood legs. NAT Natural finish on Oak shells will match NAT Natural finish on wood legs.

SL Sled Stool CH18

Seat 14.5"D x 19"W x 18.25"H

Overall 20.5"D x 19"W x 25.25"H

WDL Wood Leg Stool CH18

Seat 14.5"D x 19"W x 18.25"H

Overall 20.5"D x 19"W x 25.25"H

SL Sled Stool CH24

Seat 14.5"D x 19"W x 24.5"H

Overall 20.5"D x 19"W x 31.5"H

WDL Wood Leg Stool CH24

Seat 14.5"D x 19"W x 24.5"H

Overall 20.5"D x 19"W x 31.5"H

SL Sled Stool STL30

Seat 14.5"D x 19"W x 30.5"H

Overall 20.5"D x 19"W x 37.5"H

WDL Wood Leg Stool STL30

Seat 14.5"D x 19"W x 30.5"H

Overall 20.5"D x 19"W x 37.5"H

	Fully Upholstered	
Seat Pad	C.O.M	1 yard
C.O.M	.5 yards	C.O.L. 18 sqft
C.O.L.	9 sqft	

Option Pricing

FG-SL	Felt Glides, SL - Sled Frame	\$20
PG-WDL	Plastic Glides For Wood Legs	Standard
FG	Felt Glides For Wood Legs	\$20
P3	Painted Wood Finish - Specify Paint Color Number From Above	\$55
999	Custom Wood Finish Option - Set Up Fee	\$225 NET
PPC	Premium Powder Coat Finish Upcharge - Net Charge Per Color Per Order	\$200 NET

SAY O STOOL - WOOD SHELL



CH18 Wood Shell Sled Frame

3201-CH18-SL-BCH Beech Shell	1410
3201-CH18-SL-OAK Oak Shell	1670
3201-CH18-SL-WAL Walnut Shell	1670

COM/Grade A Grade B Grade C Grade D Grade E Grade F Grade G Grade H Leather COL

CH18 Wood Shell with Upholstered Seat Pad Sled Frame

3202-CH18-SL-BCH Beech Shell	1690	1735	1765	1780	1805	1880	1925	1985	1985	1750
3202-CH18-SL-OAK Oak Shell	1945	1955	2005	2035	2060	2135	2180	2240	2225	1985
3202-CH18-SL-WAL Walnut Shell	1945	1955	2005	2035	2060	2135	2180	2240	2225	1985



CH18 Wood Shell Wood Legs

3201-CH18-WDL-BCH Beech Shell	1605
3201-CH18-WDL-OAK Oak Shell	1865
3201-CH18-WDL-WAL Walnut Shell	1865

COM/Grade A Grade B Grade C Grade D Grade E Grade F Grade G Grade H Leather COL

CH18 Wood Shell with Upholstered Seat Pad Wood Legs

3202-CH18-WDL-BCH Beech Shell	1885	1890	1950	1970	2000	2070	2120	2180	2170	1925
3202-CH18-WDL-OAK Oak Shell	2140	2155	2200	2225	2260	2335	2385	2440	2425	2180
3202-CH18-WDL-WAL Walnut Shell	2140	2155	2200	2225	2260	2335	2385	2440	2425	2180

SAY O STOOL - WOOD SHELL



CH24 Wood Shell Sled Frame

3201-CH24-SL-BCH Beech Shell	1465
3201-CH24-SL-OAK Oak Shell	1700
3201-CH24-SL-WAL Walnut Shell	1700

COM/Grade A Grade B Grade C Grade D Grade E Grade F Grade G Grade H Leather COL

CH24 Wood Shell with Upholstered Seat Pad Sled Frame

3202-CH24-SL-BCH Beech Shell	1735	1735	1790	1820	1850	1910	1970	2020	2015	1780
3202-CH24-SL-OAK Oak Shell	1980	1995	2050	2070	2090	2165	2225	2280	2270	2035
3202-CH24-SL-WAL Walnut Shell	1980	1995	2050	2070	2090	2165	2225	2280	2270	2035



CH24 Wood Shell Wood Legs

3201-CH24-WDL-BCH Beech Shell	1665
3201-CH24-WDL-OAK Oak Shell	1905
3201-CH24-WDL-WAL Walnut Shell	1905

COM/Grade A Grade B Grade C Grade D Grade E Grade F Grade G Grade H Leather COL

CH24 Wood Shell with Upholstered Seat Pad Wood Legs

3202-CH24-WDL-BCH Beech Shell	1945	1945	2000	2020	2050	2120	2170	2235	2215	1980
3202-CH24-WDL-OAK Oak Shell	2185	2205	2265	2280	2300	2385	2440	2485	2480	2240
3202-CH24-WDL-WAL Walnut Shell	2185	2205	2265	2280	2300	2385	2440	2485	2480	2240

SAY O STOOL - WOOD SHELL



STL30 Wood Shell Sled Frame

3201-SL-BCH Beech Shell	1465
3201-SL-OAK Oak Shell	1700
3201-SL-WAL Walnut Shell	1700

COM/Grade A Grade B Grade C Grade D Grade E Grade F Grade G Grade H Leather COL

STL30 Wood Shell with Upholstered Seat Pad Sled Frame

3202-STL-30-SL-BCH Beech Shell	1735	1735	1790	1820	1850	1910	1970	2020	2015	1780
3202-STL30-SL-OAK Oak Shell 3202-	1980	1995	2050	2070	2090	2165	2225	2280	2270	2035
STL30-SL-WAL Walnut Shell	1980	1995	2050	2070	2090	2165	2225	2280	2270	2035



STL30 Wood Shell Wood Legs

3201-STL30-WDL-BCH Beech Shell	1665
3201-STL30-WDL-OAK Oak Shell	1905
3201-STL30-WDL-WAL Walnut Shell	1905

COM/Grade A Grade B Grade C Grade D Grade E Grade F Grade G Grade H Leather COL

STL30 Wood Shell with Upholstered Seat Pad Wood Legs

3202-STL30-WDL-BCH Beech Shell	1945	1945	2000	2020	2050	2120	2170	2235	2215	1980
3202-STL30-WDL-OAK Oak Shell	2185	2205	2265	2280	2300	2385	2440	2485	2480	2240
3202-STL30-WDL-WAL Walnut Shell	2185	2205	2265	2280	2300	2385	2440	2485	2480	2240

SAY O STOOL - POLY SHELL

COM/Grade A Grade B Grade C Grade D Grade E Grade F Grade G Grade H Leather COL



CH18 Poly Shell Sled Frame

3204-CH18-SL

885

CH18 Poly Shell with Upholstered Seat Pad Sled Frame

3205-CH18-SL

1135

1155

1195

1210

1235

1295

1345

1390

1390

1180

CH18 Fully Upholstered Sled Frame

3203-CH18-SL

1370

1420

1500

1530

1590

1710

1845

1970

2100

1530



CH18 Poly Shell Wood Legs

3204-CH18-WDL

930

CH18 Poly Shell with Upholstered Seat Pad Wood Legs

3205-CH18-WDL

1175

1185

1225

1250

1270

1335

1380

1430

1420

1210

CH18 Fully Upholstered Wood Legs

3203-CH18-WDL

1705

1785

1870

1905

1970

2135

2270

2400

2500

1860

SAY O STOOL - POLY SHELL

COM/Grade A Grade B Grade C Grade D Grade E Grade F Grade G Grade H Leather COL



CH24 Poly Shell Sled Frame

3204-CH24-SL

930

CH24 Poly Shell with Upholstered Seat Pad Sled Frame

3205-CH24-SL

1175

1185

1225

1250

1270

1335

1380

1430

1420

1210

CH24 Fully Upholstered Sled Frame

3203-CH24-SL

1705

1785

1870

1905

1970

2135

2270

2400

2500

1860



CH24 Poly Shell Wood Legs

3204-CH24-WDL

1075

CH24 Poly Shell with Upholstered Seat Pad Wood Legs

3205-CH24-WDL

1440

1455

1495

1515

1540

1605

1645

1700

1685

1475

CH24 Fully Upholstered Wood Legs

3203-CH24-WDL

1890

1945

2050

2090

2165

2315

2455

2595

2685

2035

SAY O STOOL - POLY SHELL

COM/Grade A Grade B Grade C Grade D Grade E Grade F Grade G Grade H Leather COL



STL30 Poly Shell Sled Frame

3204-STL30-SL

930

STL30 Poly Shell with Upholstered Seat Pad Sled Frame

3205-STL30-SL

1175 1185 1225 1250 1270 1335 1380 1430 1420 1210

STL30 Fully Upholstered Sled Frame

3203-STL30-SL

1705 1785 1870 1905 1970 2135 2270 2400 2500 1860



STL30 Poly Shell Wood Legs

3204-STL30-WDL

1075

STL30 Poly Shell with Upholstered Seat Pad Wood Legs

3205-STL30-WDL

1440 1455 1495 1515 1540 1605 1645 1700 1685 1475

STL30 Fully Upholstered Wood Legs

3203-STL30-WDL

1890 1945 2050 2090 2165 2315 2455 2595 2685 2035

SCAPE

Canadian Pricing

How to Build a Scape Lounge Number

5520 - SCR - NP

Style _____
5520 Club Chair
5521 Center Section Unit
5522 Left Hand End Unit
5523 Right Hand End Unit
5524 Ottoman
5525 Quarter Round Ottoman
5526 Quarter Round Inside Corner
5527 Quarter Round Outside Corner
5528 Square Inside Corner
5529 Square Outside Corner

Frame Finish - Textured _____
SCR Soft Chrome (standard)
BLK Black Matte
WHT White
LBNZ Light Bronze
MBNZ Medium Bronze
DBNZ Dark Bronze
GMTL Gunmetal

Power Outlets
NP No Power
PWR___L left, C center, R right

Features

Scape modular units available with two back heights, 29" and 43" High Back
Frame/Base is textured powdercoat finish in seven color options
Optional plastic and felt glides attach to legs with a 3M double sided adhesive strip
Leveling glides not available
Power and USB Port Option have selected locations options based on unit
L, C and R are Left, Center and Right as you sit in the unit
108" cord for each power unit
Power plate finish will match seating unit frame finish
Power Components are UL Listed
Greenguard Certified
Meets ANSI/ BIFMA Standards
Lifetime Limited Warranty

Dimensions

Club Chair		Center Section Unit		Left Hand/Right Hand End Unit	
Seat	26"W x 21"D x 17"H	Seat	26"W x 21"D x 17"H	Seat	26"W x 21"D x 17"H
Back	26"W x 12.25"H	Back	26"W x 12.25"H	Back	26"W x 12.25"H
Overall Size	34"W x 30"D x 29.25"H	Overall Size	26"W x 30"D x 29.25"H	Overall Size	30"W x 30"D x 29.25"H
C.O.M.	5.5 yds	C.O.M.	2.25 yds	C.O.M.	3.6 yds
C.O.L.	99 sqft.	C.O.L.	40.5 sqft.	C.O.L.	65 sqft.
Ottoman		Quarter Round Inside Corner		Square Inside Corner	
Seat	30"W x 30"D x 17"H	Seat	21"R x 17"H	Seat	21"W x 21"D x 17"H
C.O.M.	1.75 yds	Back	12.25"H	Back	26"H
C.O.L.	31.5 sqft	Overall Size	30"W x 30"D x 29.25"H	Overall Size	30"W x 30"D x 29.25"H
		C.O.M.	4 yds	C.O.M.	4.5 yds
				C.O.L.	81 sqft
Quarter Round Ottoman		Quarter Round Outside Corner		Square Outside Corner	
Seat	30"W x 30"D x 17"H	Seat	21"R x 17"H	Seat	30"W x 30"D x 17"H
C.O.M.	1.75 yds	Back	12.25"H	Back	26"H
C.O.L.	31.5 sqft	Overall Size	30"W x 30"D x 29.25"H	Overall Size	30"W x 30"D x 29.25"H
C.O.L.	72 sqft	C.O.M.	2.25 yds	C.O.M.	3.75 yds
		C.O.L.	36 sqft	C.O.L.	54 sqft

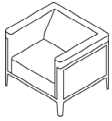
Option Pricing

Standard Powder Coat Finish Options -		
	Specify Finish Option From Above	N/C
F1	CAL 133 Compliance, Chairs, Corner Units	\$220
F2	CAL 133 Compliance, Ottomans	\$80
MB1	Moisture Barrier, Chairs, Corner Units, Seats only	\$80
GD	Ganging Connector -	
	Connects Two Upholstered Pieces - Field Installed	\$35
PGS	Plastic Glides, Set of Four	\$25
FGS	Felt Glides, Set of Four	\$25
PWR	Power Outlet - Two Plugs and Two USB Ports	\$670

SCAPE

Canadian Pricing

COM/Grade A Grade B Grade C Grade D Grade E Grade F Grade G Grade H Leather COL



Club Chair

5520	4520	4675	4885	4975	5120	5535	5815	6190	6900	4840
------	------	------	------	------	------	------	------	------	------	------



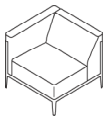
Center Section Unit

5521	2685	2785	2915	2955	3040	3290	3455	3675	4100	2875
------	------	------	------	------	------	------	------	------	------	------



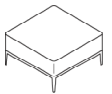
Left Hand Unit

5522	3590	3730	3885	3950	4065	4390	4615	4905	5475	3845
------	------	------	------	------	------	------	------	------	------	------




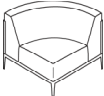
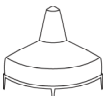
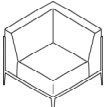
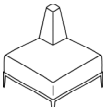
Right Hand Unit

5523	3590	3730	3885	3950	4065	4390	4615	4905	5475	3845
------	------	------	------	------	------	------	------	------	------	------



Ottoman

5524	2345	2415	2540	2585	2660	2870	3020	3215	3575	2520
------	------	------	------	------	------	------	------	------	------	------

	Quarter Round Ottoman										
5525		2225	2310	2405	2445	2520	2720	2855	3040	3390	2380
	Quarter Round Inside Corner										
5526		2225	2310	2405	2445	2520	2720	2855	3040	3390	2380
	Quarter Round Outside Corner										
5527		2695	2785	2920	2960	3040	3295	3455	3675	4105	2880
	Square Inside Corner 90° Transition Unit										
5528		4085	4200	4400	4485	4605	4980	5235	5570	6210	4365
	Square Outside Corner										
5529		3195	3310	3455	3520	3625	3910	4110	4370	4875	3430

Upholstery and Planning Notes

Layout plans should be sent with PO when possible

CAD 2D, 3D, Revit and CET symbols available on website

Source International will cut randomly off the bolt with our best layout discretion as standard procedure

Solid fabrics with some stretch are best suited for the curved seating units in Scape

Fabrics with stiff backing can cause upholstery wrinkles on the curved units

For patterns, please let us know if a specific pattern layout is desired or if you want pattern matching from unit to unit

Additional fabric will be required and costs will need to be specially quoted based on total quantities

Fabrics in our graded in program are not automatically approved for all Scape units

To submit fabrics for approval, please note the products they will be used on and send to:

Customer Relations/Fabric Approval

Source International

17 Gilmore Drive

Sutton, MA 01590

cr@sourceinternationaldesign.com

SCAPE HIGH BACK

Canadian Pricing

How to Build a Scape High Back Lounge Number

5521HB - SCR - NP

Style _____
5521HB Center Section Unit
5522HB Left Hand End Unit
5523HB Right Hand End Unit
5526HB Quarter Round Inside Corner
5527HB Quarter Round Outside Corner
5528HB Square Inside Corner
5529HB Square Outside Corner

Frame Finish - Textured _____
SCR Soft Chrome (standard)
BLK Black Matte
WHT White
LBNZ Light Bronze
MBNZ Medium Bronze
DBNZ Dark Bronze
GMTL Gunmetal

Power Outlets
NP No Power
PWR ___ ___ L left, C center, R right

Features

Scape modular units available with two back heights, 29" and 43" High Back
Frame/Base is textured powdercoat finish in seven color options
Optional plastic and felt glides attach to legs with a 3M double sided adhesive strip
Leveling Glides Not Available
Power and USB Port Option have selected locations options based on unit
L, C and R are Left, Center and Right as you sit in the unit
108" cord for each power unit
Power plate finish will match seating unit frame finish
Power Components are UL Listed
Worksurfaces to be installed at 42" high
Worksurfaces field installed with factory supplied hardware and instructions
Worksurface finish options in laminate, wood, or Corian
25" Wide Worksurface for center section and end units, models 5521HB, 5522HB, 5523HB unit model
29" Wide Worksurface for inside square unit model 5528HB only
30" Radius for corner unit 5526HB only
Greenguard Certified
Meets ANSI/BIFMA Standards
Lifetime Limited Warranty

Dimensions

Center Section HB

Seat	26"W x 21"D x 17"H
Back	26"W x 12.25"H
Overall Size	26"W x 30"D x 43"H
C.O.M.	3 yds
C.O.L.	54 sqft.

Right Hand End Unit HB

Seat	26"W x 21"D x 17"H
Back	30"W x 26"H
Overall Size	30"W x 30"D x 43"H
C.O.M.	5.5 yds
C.O.L.	99 sqft.

Left Hand End Unit HB

Seat	26"W x 21"D x 17"H
Back	30"W x 26"H
Overall Size	30"W x 30"D x 43"H
C.O.M.	5.5 yds
C.O.L.	99 sqft.

Quarter Round Inside Corner HB

Seat	21"R x 17"H
Back	26"H
Overall Size	30"W x 30"D x 43"H
C.O.M.	4.5 yds
C.O.L.	99 sqft

Quarter Round Outside Corner HB

Seat	21"R x 17"H
Back	26"H
Overall Size	30"W x 30"D x 43"H
C.O.M.	2.75 yds
C.O.L.	54 sqft

Square Inside Corner HB

Seat	30"W x 30"D x 17"H
Back	26"H
Overall Size	30"W x 30"D x 43"H
C.O.M.	5 yds
C.O.L.	99 sqft

Square Outside Corner HB

Seat	30"W x 30"D x 17"H
Back	26"H
Overall Size	30"W x 30"D x 43"H
C.O.M.	3.75 yds
C.O.L.	54 sqft

Worksurface

WKS 25	25"W x 11"D x .75"H
WKS 29	29"W x 11"D x .75"H
WKS Radius	30"W x 11"D x .75"H

Corian Worksurfaces .5"H

Option Pricing

Standard Powder Coat Finish Options -

	Specify Finish Option From Above	N/C
WKS 25 LAM	Laminate Work Surface - 25	\$580
WKS 29 LAM	Laminate Work Surface - 29	\$580
WKS Radius LAM	Laminate Work Surface - Corner	\$1235
WKS 25 WDL	Wood Work Surface - 25	\$750
WKS 29 WDL	Wood Work Surface - 29	\$750
WKS Radius WDL	Wood Work Surface - Corner	\$1,465
WKS 25 COR	Corian Work Surface - 25	\$1,555
WKS 29 COR	Corian Work Surface - 29	\$1,555
WKS Radius COR	Corian Work Surface - Corner	\$2,535
F1	CAL 133 Compliance, Seat Only	\$360
MB1	Moisture Barrier, Chairs, Corner Units, Seats only	\$80
GD	Integrated Ganging Connector -	
	Connects Two Upholstered Pieces	\$35
PGS	Plastic Glides, Set of Four	\$25
FGS	Felt Glides, Set of Four	\$25
PWR	Power Outlet - Two Plugs and Two USB Ports	\$670

SCAPE HIGH BACK

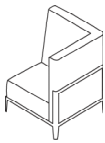
Canadian Pricing

COM/Grade A Grade B Grade C Grade D Grade E Grade F Grade G Grade H Leather COL



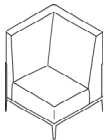
Center Section Unit High Back

5521HB	3085	3205	3340	3395	3490	3785	3980	4220	4705	3310
--------	------	------	------	------	------	------	------	------	------	------



Left Hand End Unit High Back

5522HB	4240	4360	4585	4665	4800	5200	5455	5805	6480	4545
--------	------	------	------	------	------	------	------	------	------	------



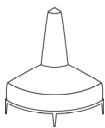
Right Hand End Unit High Back

5523HB	4240	4360	4585	4665	4800	5200	5455	5805	6480	4545
--------	------	------	------	------	------	------	------	------	------	------



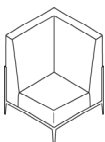
Quarter Round Inside Corner High Back

5526HB	4845	4990	5235	5335	5475	5925	6225	6620	7390	5175
--------	------	------	------	------	------	------	------	------	------	------



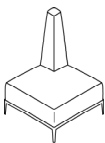
Quarter Round Outside Corner High Back

5527HB	3075	3150	3320	3385	3470	3770	3945	4205	4695	3290
--------	------	------	------	------	------	------	------	------	------	------



Square Inside Corner High Back
90° Transition Unit

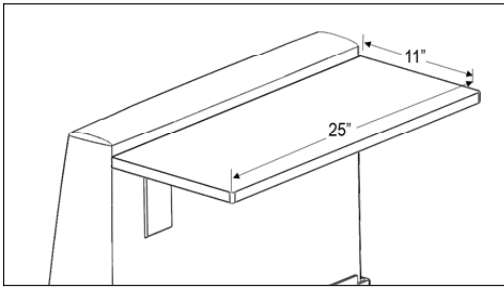
5528HB	4320	4465	4665	4765	4895	5290	5555	5910	6590	4625
--------	------	------	------	------	------	------	------	------	------	------



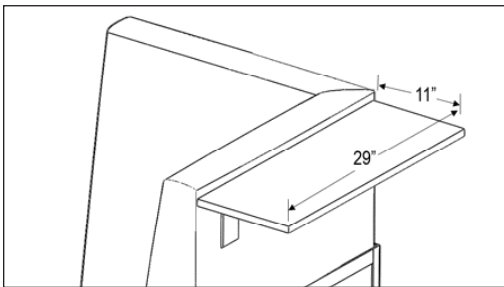
Square Outside Corner High Back

5529HB	3130	3205	3385	3445	3535	3825	4010	4280	4765	3350
--------	------	------	------	------	------	------	------	------	------	------

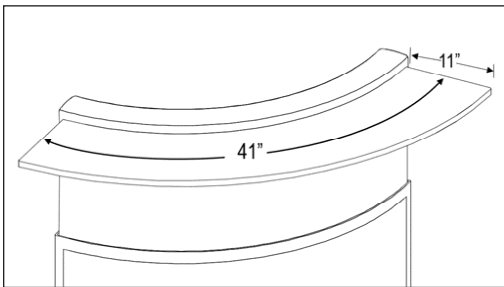
Worksurfaces for Scape High Back



WKS25 Can be installed on 5521HB, 5522HB, 5523HB



WKS29 Can be installed on 5528HB



WKS30 Can be installed on 5526HB

Upholstery and Planning Notes

Layout plans should be sent with PO when possible

CAD 2D, 3D, Revit and CET symbols available on website

Source International will cut randomly off the bolt with our best layout discretion as standard procedure

Solid fabrics with some stretch are best suited for the curved seating units in Scape

Fabrics with stiff backing can cause upholstery wrinkles on the curved units

For patterns, please let us know if a specific pattern layout is desired or if you want pattern matching from unit to unit

Additional fabric will be required and costs will need to be specially quoted based on total quantities

Fabrics in our graded in program are not automatically approved for all Scape units

To submit fabrics for approval, please note the products they will be used on and send to:

Customer Relations/Fabric Approva

Source International

17 Gilmore Drive

Sutton, MA 01590

cr@sourceinternationaldesign.com

SCAPE PRIVATE CLUB

Canadian Pricing

How to Build a Scape Private Club Number

5550 - SCR - NP

Style
5550 Private Club

Frame Finish - Textured
SCR Soft Chrome (standard)
BLK Black Matte
WHT White
LBNZ Light Bronze
MBNZ Medium Bronze
DBNZ Dark Bronze
GMTL Gunmetal

Power Outlets
NP No Power (standard)
PWR __ C __ C center location only

Features

Scape Private Club is 49" high. The Scape high back units are 43" high
Frame/Base is textured powdercoat finish in seven color options
Power and USB Port Option available in Center Location only
108" cord for each power unit
Power plate finish will match seating unit frame finish
Power Components are UL Listed
Greenguard Certified
Meets ANSI/ BIFMA Standards
Lifetime Limited Warranty

Dimensions

Private Club
Seat 30"W x 21"D x 17"H
Back 30"W x 33.25"H
Overall Size 38"W x 30"D x 49"H
C.O.M. 9 yds

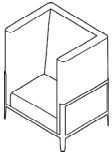
Option Pricing

F3	Cal 133 Compliance - Private Club	\$220
MB1	Moisture Barrier - Seat Only	\$80
GD	Ganging Device (connects two upholstered pieces)	\$35
FG-1	Felt Glide Sleeve for chair, set of four	\$80
PWR	Power Outlet-Two Power and Two USB Ports	\$670

SCAPE PRIVATE CLUB

Canadian Pricing

COM/Grade A Grade B Grade C Grade D Grade E Grade F Grade G Grade H



Private Club

5550

5755

5935

6220

6330

6505

7045

7390

7870

Upholstery and Planning Notes

Layout plans should be sent with PO when possible

CAD 2D, 3D, Revit and CET symbols available on website

Source International will cut randomly off the bolt with our best layout discretion as standard procedure

Solid fabrics with some stretch are best suited for the curved seating units in Scape

Fabrics with stiff backing can cause upholstery wrinkles on the curved units

For patterns, please let us know if a specific pattern layout is desired or if you want pattern matching from unit to unit

Additional fabric will be required and costs will need to be specially quoted based on total quantities

Fabrics in our graded in program are not automatically approved for all Scape units

To submit fabrics for approval, please note the products they will be used on and send to:

Customer Relations/Fabric Approval

Source International

17 Gilmore Drive

Sutton, MA 01590

cr@sourceinternationaldesign.com

SCAPE TABLES

Canadian Pricing

How to Build a Scape Table Number

5530 - SCR - WDT - NAT

Style
5530 Table 30" x 30" x 9"H
5531 Table 30" x 30" x 15" H
5532 Quarter Radius Table 30" x 30" x 15" H
5533 Quarter Radius Table 30" x 30" x 9" H
5536 Power Table 30" x 30" x 15"H

Frame Finish - Textured
SCR Soft Chrome (standard)
BLK Black Matte
WHT White
LBNZ Light Bronze
MBNZ Medium Bronze
DBNZ Dark Bronze
GMTL Gunmetal

Table Top
WDT Wood Top
LAM Laminate Top
COR Corian Top
GLS Glass Top

Top Finish

WDT Wood Finish
NAT Natural
CHY Cherry
WCH Warm Cherry
MAH Mahogany
ESP Espresso
WLT Weathered Light
WMD Weathered Medium
WCR Walnut
WGR Weathered Grey
DWNW Dark Walnut
001 Black
999 Custom

LAM Laminate Color
WHT Linen Matte D427-60
BLK Black
MPL Fusion Maple 7909-60
GRY Fashion Grey D381-60
GRY2 Slate Grey D91-60
WLT Montana Walnut 7110K-78
TEAK Studio Teak 7960K-18

COR Corian
Glacier White

Features

Scape Tables offered with six textured frame finish options
Four Table Top Finish Material Options
Laminates are all by Wilsonart
Corian color is Glacier White
Glass Top is white painted back
Power Table available with laminate top only
Corian and Glass Table tops are field installed and attached to frame with double back adhesive tape
Wood and Laminate tops mechanically fastened to frame
Power Table is standard with two power outlets and two USB ports on opposite table sides
108" cord for Power Table, one for each power unit
Power plate finish will match table frame finish
Power Components are UL Listed
Lifetime Limited Warranty

Option Pricing

PGS	Plastic Glides, set of four	\$20
FGS	Felt Glides, set of four	\$20
999	Set up Charge for Custom Wood Finish	\$225 NET

SCAPE TABLES

Canadian Pricing

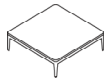


Table
30" x 30" x 9"

5530 WDT	Wood Top	1765
5530 LAM	Laminate Top	2135
5530 GLS	Glass Top	1845
5530 COR	Corian Top	3965

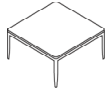


Table
30" x 30" x 15"

5531WDT	Wood Top	1885
5531 LAM	Laminate Top	2260
5531 GLS	Glass Top	1945
5531 COR	Corian Top	4090



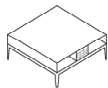
Quarter Radius Table
30" x 30" x 15"

5532 WDT	Wood Top	1700
5532 LAM	Laminate Top	1720
5532GLS	Glass Top	1765
5532 COR	Corian Top	3545



Quarter Radius Table
30" x 30" x 9"

5533 WDT	Wood Top	1750
5533 LAM	Laminate Top	1770
5533 GLS	Glass Top	1800
5530 COR	Corian Top	3590



Power Table
30" x 30" x 15"

5536LAM	Laminate Top	7405
---------	--------------	------

SCAPE POWER INFORMATION

Canadian Pricing

Each Power Outlet will have two Power, two 2.1 AMP USB and a 108" Power Cord in Black



Features

2.50" x 6" 2 Power Outlet – 2 UBS Outlets

12A, 120 VAC Spill Resistant receptacles

USB charging ports that work with USB compatible devices

USB Ratings: 2.1A, 11 watts, 5V/DC

Integral circuit breaker protection

All metal construction

Power plate finish will match seating unit frame finish

Rugged powder coat, and aluminum anodize finishes for lasting durability

Outside Quarter Round units 5525, 5527, and 5527HB do not have power capability

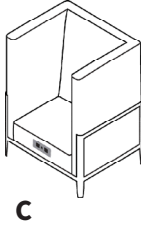
Scape Power Outlet Location Options

L, C and R are Left, Center and Right as you sit in the unit

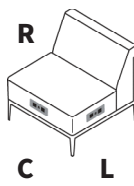
5520



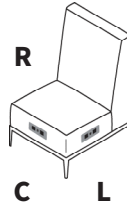
5550



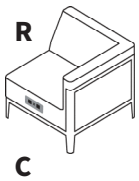
5521



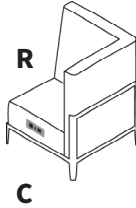
5521HB



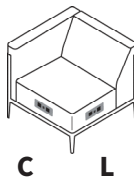
5522



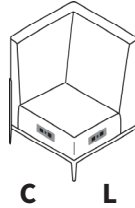
5522HB



5523



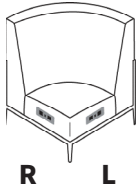
5523HB



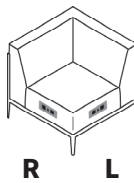
5526



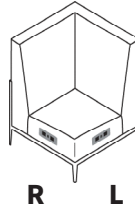
5526HB




5528



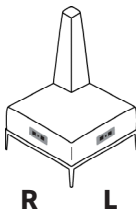
5528HB



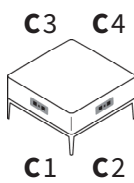
5529



5529HB



5524



SCAPE PILLOWS

Canadian Pricing

How to Build a Scape Pillow Number

5540

Style _____

5540 Pillow 18" x 18"

5540TF Two Fabrics

5541 Pillow 20" x 20"

5541TF Two Fabrics

5542 Pillow 14" x 20"

5542TF Two Fabrics

5543 Pillow 32" x 16" For Scape Private Club

5543TF Two Fabrics

5544 Pillow 16" x 16"

5544TF Two Fabric

Features

All pillows are fully upholstered with sewn seams on all four sides

Two fabric pillows available. If fabric is graded in, price at higher grade level

Filled with 100% premium fiberfill

Pillows to be cut randomly off the bolt

Dimensions

5540	5541	5542	5543
18" x 18"	20" x 20"	14" x 20"	For Scape Private Club 16" x 32"
C.O.M. .6 yds per one pillow .6 yds per side if two fabrics	C.O.M. .6 yds per one pillow .6 yds per side if two fabrics	C.O.M. .5 yds per one pillow .5 yds per side if two fabrics	C.O.M. 1 yd per one pillow .6 yds per side if two fabrics
C.O.L. 10 sqft per one	C.O.L. 10 sqft per one	C.O.L. 9 sqft per one	C.O.L. 15 sqft per one
C.O.L. 5 sqft per side	C.O.L. 5 sqft per side	C.O.L. 5 sqft per side	C.O.L. 8 sqft per side

SCAPE PILLOWS

Canadian Pricing

COM/Grade A Grade B Grade C Grade D Grade E Grade F Grade G Grade H Leather COL



Pillow 18" x 18"

5540		220	210	240	250	265	280	285	335	340	240
5540TF	Two Fabrics	305	315	330	340	355	380	400	450	440	320



Pillow 20" x 20"

5541		230	265	250	255	275	285	305	340	350	320
5541TF	Two Fabrics	305	315	335	340	355	385	400	460	475	320



Pillow 14" x 20"

5542		220	210	240	250	265	280	285	335	340	320
5542TF	Two Fabrics	280	265	305	315	330	340	360	415	420	320



Pillow 16" x 32"
For Scape Private Club

5543		220	210	240	250	265	280	285	335	340	320
5543TF	Two Fabrics	280	265	305	315	330	340	360	415	420	320

Pillow 16" x 16"

5544		220	210	240	250	265	280	285	335	340	320
5544TF	Two Fabrics	280	265	305	315	330	340	360	415	420	320

SMIRK

Canadian Pricing

How to Build a Smirk Product Number

670-WDL - NAT - PG

Style 670-WDL Wood Leg Frame PG Plastic Glide (std)
FG Felt Glide

- Wood Finishes on Ash
- NAT Natural
 - CHY Cherry
 - WCH Warm Cherry
 - MAH Mahogany
 - WLT Weathered Light
 - WMD Weathered Medium
 - WGR Weathered Grey
 - WNT Walnut
 - DWNT Dark Walnut
 - ESP Espresso
 - 001 Black
 - 999 Custom

- P3 Painted Colors on Ash
- 7006 White
 - 7044 Stone
 - 7035 Light Grey
 - 7012 Dark Grey
 - 8012 Dark Red
 - 3016 Light Red
 - 1032 Yellow
 - 6011 Green
 - 6033 Teal
 - 6034 Aqua
 - 5024 Light Blue
 - 5014 Medium Blue
 - 7040 Light Grey Blue

Features

- Ash Wood frame
- Fully Upholstered Seat and Seat back
- Four leg Wood base
- Plastic glides standard on four leg wood frameframes, Felt glides optional
- Greenguard Certified
- Meets ANSI/BIFMA Standards
- Lifetime Limited Warranty

Dimensions

Smirk Lounge Chair

Seat	20.75"D 28.5"W x 17.25"H
Back	17.25"W x 15"H
Overall	26.25"D x 28.5"W x 29.75"H

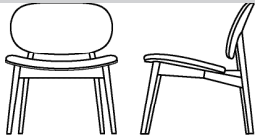
Upholstered Seat Pad

COM	2.5 yd
COL	45 sqft

Option Pricing

P3	Painted Wood Finish - Specify Paint Color Number from Above	\$70
999	Custom Wood Finish Option - Set Up Fee	\$295 NET
FG	Felt Glides for WDL Frame	\$25

COM/Grade A Grade B Grade C Grade D Grade E Grade F Grade G Grade H Leather COL



Smirk Lounge Chair

670-WDL	Wood Leg Frame	2500	2520	2580	2600	2640	2730	2805	2880	3055	2580
---------	----------------	------	------	------	------	------	------	------	------	------	------

STAXX

Canadian Pricing

How to Build a Staxx Product Number

738 - FL - NA - NAT - P1-7006 - BLK - PG

Style 732 Convex fully upholstered 737 Convex finished wood 738 Convex uph seat/wood back 742 Keystone fully upholstered 747 Keystone finished wood 748 Keystone uph seat/wood back	Wood Finish NAT Natural CHY Cherry WCH Warm Cherry MAH Mahogany ESP Espresso WLT Weathered Light WMD Weathered Medium WGR Weathered Grey WNT Walnut DWNT Dark Walnut 001 Black 999 Custom	Painted Wood Finish Option P1 Painted Back P2 Painted Seat & Back 7006 White 7044 Stone 7035 Light Grey 7012 Dark Grey 8012 Dark Red 3016 Light Red 1032 Yellow 6011 Green 6033 Teal 6034 Aqua 5024 Light Blue 5014 Medium Blue 7040 Light Grey Blue	Glide/ Caster Style PG Plastic Glide (standard) MG Metal Glide C1 Hard Floor Caster C2 Carpet Caster FG Felt Glide	Frame Style FL Four Leg SL Sled Base CH24 Stool STL30 Stool CS With Casters WS Wall Saver Four Leg Frame	Frame Finish Standard Powder Coat Finishes CHR Chrome SCR Soft Chrome BLK Black Matte WHT White LBNZ Light Bronze MBNZ Medium Bronze DBNZ Dark Bronze GMTL Gunmetal BRS Brass Premium Powder Coat Finishes STN Stone LGB Light Grey Blue DGY Dark Grey LBL Light Blue AQU Aqua GRN Green YLW Yellow LRD Light Red
Arm Style NA No Arms CA Cache Arms CAG Cache Grey Arm					

Features

Two Back Shapes

Seat and Back, Fully Upholstered, All Wood or Combination

Eleven Standard Wood Finishes and Thirteen Painted Wood Finishes

Four Leg Frame (Stacking), Wall Saver, Sled Frame, Caster Frame, 24" and 30" Stool

Height Frames

Caster Frame and Sled Base are Non-Stacking

Four Leg Chairs Stack 6 High on Floor, 10 High on Dolly

Bright Chrome, Eight Powdercoat and Eight Premium Powdercoat Frame Finish Options

Soft Padded Polyurethane Armrests

CAL117-2013 Standard, CAL133 Optional

Greenguard Certified

Meets ANSI/BIFMA Standards

Lifetime Limited Warranty

Dimensions

Chair		Stool
Seat	18.5"D x 17.5"W x 18"H	Seat 18.5"D x 17.5"W x 24"H or 30"H
Back	17"H x 17.5"W	Back 17"H x 17.5"W
Arm Height	25.5"	Arm Height 31.5" or 37.5"
Overall Size	22.5"W x 22.5"D	Overall Size 22.5"W x 22.5"D
	19.5"W w/o arms	19.5"W w/o arms
Tablet	16"W x 23"D	
COM	Fully Upholstered	1.2 yards
	Seats Only	.8 yds per 2 seats
	Backs Only	.6 yds per one back
COL	Fully Upholstered	20 sqft
	Seats Only	7 sqft

Option Pricing

750/IGC Integrated Ganging Connector (Set) for Armless Chairs	\$60
750/IGA Integrated Ganging Connector (Set) for Arm Chairs	\$60
750/DL Transport Dolly, Two-Wheel (6 Chair Capacity)	\$685
750/FW Storage Dolly, Four-Wheel (10 Chair Capacity)	\$715
SCR Soft Chrome Powder Coat Frame Finish (Same as BLK Price)	N/C
Standard Powder Coat Finish Options -	
Specify Finish Option From Above - Upcharge Over Black	\$105
Premium Powder Coat Finish Options -	
Specify Color Option From Above - Net Charge Per Color Per Order - Upcharge Over Black	\$105
PPC Premium Powder Coat Finish Upcharge - Net Charge Per Color Per Order	\$260 NET
P1 Painted Wood Finish For Painted Back - Specify Paint Color Number From Above	\$50
P2 Painted Wood Finish For Seat and Back - Specify Paint Color Number From Above	\$105
F1 CAL 133 Compliance, Seat Only	\$65
F2 CAL 133 Compliance, Seat and Back	\$80
ENG Laser Engraving	\$50
SL Sled Frame Option	\$135
WS Wallsaver Four Leg Frame Option	\$50
RS Rubber Sleeves	\$20
MG Metal Glides	\$25
FG Felt Glides	\$25
C1 Hard Floor Caster, Black	\$45
C2 Carpet Caster, Black	N/C
XFS 1/2" Extra Foam For Seat	\$40
999 Custom Wood Finish Option - Set Up Fee	\$295 NET

STAXX CONVEX

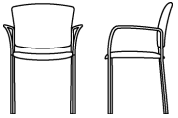
Canadian Pricing

COM/Grade A Grade B Grade C Grade D Grade E Grade F Grade G Grade H Leather COL



Stacking Chair, Armless
Convex Style
Four Leg Frame

732-FL-NA-BL	Fully Upholstered	695	735	800	820	855	965	1055	1150	1345	795
737-FL-NA-BL	Finished Wood	765									
738-FL-NA-BL	Upholstered Seat/Wood Back	715	735	795	810	830	910	955	1030	975	790
732-FL-NA-CHR	Fully Upholstered	815	840	920	945	990	1090	1185	1285	1470	915
737-FL-NA-CHR	Finished Wood	830									
738-FL-NA-CHR	Upholstered Seat/Wood Back	935	945	1010	1030	1050	1130	1185	1250	1385	1000



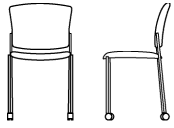
Stacking Chair, with Arms
Convex Style
Four Leg Frame

732-FL-CA-BL	Fully Upholstered	815	840	915	935	985	1090	1185	1275	1485	910
737-FL-CA-BL	Finished Wood	920									
738-FL-CA-BL	Upholstered Seat/Wood Back	850	895	930	945	975	1050	1115	1175	1325	920
732-FL-CA-CHR	Fully Upholstered	920	945	1030	1050	1095	1195	1290	1385	1580	1015
757-FL-CA-CHR	Finished Wood	965									
738-FL-CA-CHR	Upholstered Seat/Wood Back	1030	1050	1110	1125	1155	1230	1285	1350	1485	1095

STAXX CONVEX

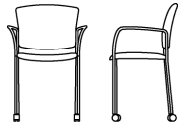
Canadian Pricing

COM/Grade A Grade B Grade C Grade D Grade E Grade F Grade G Grade H Leather COL



Caster Chair, Armless
Convex Style
Four Leg Frame

732-CS-NA-BL	Fully Upholstered	750	790	850	875	930	1030	1125	1215	1430	840
737-CS-NA-BL	Finished Wood	830									
738-CS-NA-BL	Upholstered Seat/Wood Back	770									
732-CS-NA-CHR	Fully Upholstered	850	895	950	975	1030	1135	1215	1315	1500	945
737-CS-NA-CHR	Finished Wood	885									
738 CS-NA-CHR	Upholstered Seat/Wood Back	965	1000	1045	1055	1090	1155	1215	1285	1430	1030



Caster Chair, with Arms
Convex Style
Four Leg Frame

732-CS-CA-BL	Fully Upholstered	850	895	955	985	1030	1135	1230	1315	1530	950
737-CS-CA-BL	Finished Wood	975									
738-CS-CA-BL	Upholstered Seat/Wood Back	920	945	985	1000	1035	1115	1170	1235	1375	975
732-CS-CA-CHR	Fully Upholstered	950	1000	1050	1085	1125	1235	1325	1410	1600	1035
737-CS-CA-CHR	Finished Wood	1030									
738 CS-CA-CHR	Upholstered Seat/Wood Back	1070	1105	1135	1155	1190	1265	1325	1385	1525	1130

Leather Pricing

Leather Prices published in this Price Book are for our Stock Leather "MAMMUT" by Wollsdorf Leather in the colors

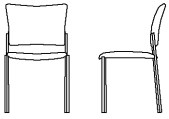
- 250599 Black
- 251938 Saddle
- 253272 Chestnut
- 250519 Pewter
- 252004 Charcoal

Other leathers can be quoted by Customer Service

STAXX KEYSTONE

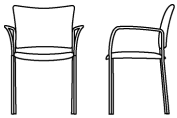
Canadian Pricing

COM/Grade A Grade B Grade C Grade D Grade E Grade F Grade G Grade H Leather COL



Stacking Chair, Armless
Keystone Style
Four Leg Frame

742-FL-NA-BL	Fully Upholstered	790	840	895	915	950	1055	1150	1245	1430	875
747-FL-NA-BL	Finished Wood	765									
748-FL-NA-BL	Upholstered Seat/Wood Back	715	735	795	810	830	910	955	1030	975	790
742-FL-NA-CHR	Fully Upholstered	835	895	945	965	1010	1115	1210	1300	1485	935
747-FL-NA-CHR	Finished Wood	830									
748-FL-NA-CHR	Upholstered Seat/Wood Back	855	895	935	950	985	1055	1125	1185	1325	930



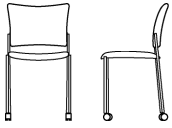
Stacking Chair, with Arms
Keystone Style
Four Leg Frame

742-FL-CA-BL	Fully Upholstered	875	945	985	1010	1055	1155	1250	1350	1530	975
747-FL-CA-BL	Finished Wood	920									
748-FL-CA-BL	Upholstered Seat/Wood Back	850	895	930	945	975	1050	1115	1175	1325	920
742-FL-CA-CHR	Fully Upholstered	935	1000	1045	1070	1110	1215	1305	1405	1585	1030
747-FL-CA-CHR	Finished Wood	965									
748-FL-CA-CHR	Upholstered Seat/Wood Back	965	1000	1035	1050	1085	1155	1215	1285	1410	1020

STAXX KEYSTONE

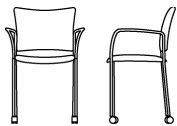
Canadian Pricing

COM/Grade A Grade B Grade C Grade D Grade E Grade F Grade G Grade H Leather COL



Caster Chair, Armless
Keystone Style
Four Leg Frame

742-CS-NA-BL	Fully Upholstered	815	840	915	935	985	1085	1175	1275	1485	910
747-CS-NA-BL	Finished Wood	830									
748-CS-NA-BL	Upholstered Seat/Wood Back	770	790	840	850	895	955	1020	1085	1230	835
742-CS-NA-CHR	Fully Upholstered	865	895	975	1000	1050	1145	1245	1330	1525	965
747-CS-NA-CHR	Finished Wood	885									
748 CS-NA-CHR	Upholstered Seat/Wood Back	910	945	975	985	1020	1090	1150	1215	1350	965



Caster Chair, with Arms
Keystone Style
Four Leg Frame

742-CS-CA-BL	Fully Upholstered	915	945	1010	1035	1085	1185	1285	1375	1585	1000
747-CS-CA-BL	Finished Wood	975									
748-CS-CA-BL	Upholstered Seat/Wood Back	920	945	985	1000	1035	1115	1170	1235	1375	975
742-CS-CA-CHR	Fully Upholstered	965	1000	1075	1095	1145	1250	1345	1435	1620	1070
747-CS-CA-CHR	Finished Wood	1030									
748 CS-CA-CHR	Upholstered Seat/Wood Back	1000	1000	1075	1090	1125	1190	1265	1315	1455	1070

Leather Pricing

Leather Prices published in this Price Book are for our Stock Leather "MAMMUT" by Wollsdorf Leather in the colors


250599 Black
251938 Saddle
253272 Chestnut
250519 Pewter
252004 Charcoal

Other leathers can be quoted by Customer Service

STAXX STOOL CONVEX


Canadian Pricing

COM/Grade A Grade B Grade C Grade D Grade E Grade F Grade G Grade H Leather COL



Stool Armless
Convex Style
24" Seat Height
Non-stacking

732-CH24-NA-BL	Fully Upholstered	1055	1105	1155	1185	1230	1330	1430	1525	1725	1145
737-CH24-NA-BL	Finished Wood	1035									
738-CH24-NA-BL	Upholstered Seat/Wood Back	1085	1105	1155	1175	1210	1275	1345	1405	1545	1145
732-CH24-NA-CHR	Fully Upholstered	1270	1315	1370	1390	1445	1545	1650	1735	1910	1350
737-CH24-NA-CHR	Finished Wood	1150									
738-CH24-NA-CHR	Upholstered Seat/Wood Back	1185	1210	1250	1270	1305	1385	1435	1505	1635	1245



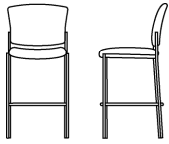
Stool with Arms
Convex Style
24" Seat Height
Non-stacking

732-CH24-CA-BL	Fully Upholstered	1155	1210	1265	1285	1335	1435	1535	1630	1845	1250
737-CH24-CA-BL	Finished Wood	1145									
738-CH24-CA-BL	Upholstered Seat/Wood Back	1185	1210	1250	1270	1305	1375	1435	1505	1650	1245
732-CH24-CA-CHR	Fully Upholstered	1270	1315	1370	1390	1445	1555	1650	1735	1910	1350
737-CH24-CA-CHR	Finished Wood	1265									
738-CH24-CA-CHR	Upholstered Seat/Wood Back	1385	1420	1455	1470	1500	1585	1635	1705	1845	1435

STAXX STOOL CONVEX

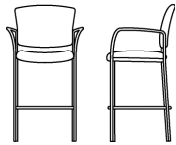
Canadian Pricing

COM/Grade A Grade B Grade C Grade D Grade E Grade F Grade G Grade H Leather COL



Stool Armless
Convex Style
30" Seat Height
Non-stacking

732-STL30-NA-BL	Fully Upholstered	1055	1105	1155	1185	1230	1330	1430	1525	1725	1145
737-STL30-NA-BL	Finished Wood	1035									
738-STL30-NA-BL	Upholstered Seat/Wood Back	1085	1105	1155	1175	1210	1275	1345	1405	1545	1145
732-STL30-NA-CHR	Fully Upholstered	1270	1315	1370	1390	1445	1545	1650	1735	1910	1350
737-STL30-NA-CHR	Finished Wood	1150									
738-STL30-NA-CHR	Upholstered Seat/Wood Back	1185	1210	1250	1270	1305	1385	1435	1505	1635	1245



Stool with Arms
Convex Style
30" Seat Height
Non-stacking

732-STL30-CA-BL	Fully Upholstered	1155	1210	1265	1285	1335	1435	1535	1630	1845	1250
737-STL30-CA-BL	Finished Wood	1145									
738-STL30-CA-BL	Upholstered Seat/Wood Back	1185	1210	1250	1270	1305	1375	1435	1505	1650	1245
732-STL30-CA-CHR	Fully Upholstered	1270	1315	1370	1390	1445	1555	1650	1735	1910	1350
737-STL30-CA-CHR	Finished Wood	1265									
738-STL30-CA-CHR	Upholstered Seat/Wood Back	1385	1420	1455	1470	1500	1585	1635	1705	1845	1435

Leather Pricing

Leather Prices published in this Price Book are for our Stock Leather "MAMMUT" by Wollsdorf Leather in the colors

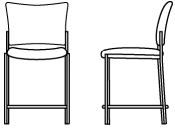
- 250599 Black
- 251938 Saddle
- 253272 Chestnut
- 250519 Pewter
- 252004 Charcoal

Other leathers can be quoted by Customer Service

STAXX STOOL KEYSTONE

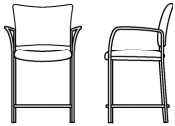
Canadian Pricing

COM/Grade A Grade B Grade C Grade D Grade E Grade F Grade G Grade H Leather COL



Stool Armless
Keystone Style
24" Seat Height
Non-stacking

742-CH24-NA-BL	Fully Upholstered	1145	1210	1245	1270	1325	1425	1525	1610	1810	1235
747-CH24-NA-BL	Finished Wood	1055									
748-CH24-NA-BL	Upholstered Seat/Wood Back	1085	1105	1155	1175	1210	1275	1345	1405	1545	1145
742-CH24-NA-CHR	Fully Upholstered	1185	1210	1285	1315	1365	1470	1555	1660	1845	1275
747-CH24-NA-CHR	Finished Wood	1155									
748-CH24-NA-CHR	Upholstered Seat/Wood Back	1210	1260	1285	1305	1330	1405	1480	1530	1665	1275



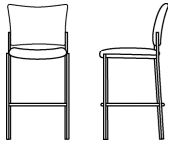
Stool with Arms
Keystone Style
24" Seat Height
Non-stacking

742-CH24-CA-BL	Fully Upholstered	1245	1260	1350	1370	1410	1525	1620	1710	1910	1335
747-CH24-CA-BL	Finished Wood	1150									
748-CH24-CA-BL	Upholstered Seat/Wood Back	1185	1210	1250	1270	1305	1375	1435	1505	1650	1245
742-CH24-CA-CHR	Fully Upholstered	1285	1315	1385	1410	1465	1565	1665	1760	1925	1370
747-CH24-CA-CHR	Finished Wood	1265									
748-CH24-CA-CHR	Upholstered Seat/Wood Back	1305	1315	1385	1400	1435	1505	1570	1630	1770	1370

STAXX STOOL KEYSTONE

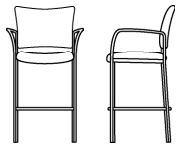
Canadian Pricing

COM/Grade A Grade B Grade C Grade D Grade E Grade F Grade G Grade H Leather COL



Stool Armless
Keystone Style
30" Seat Height
Non-stacking

742-STL30-NA-BL	Fully Upholstered	1145	1210	1245	1270	1325	1425	1525	1610	1810	1235
747-STL30-NA-BL	Finished Wood	1055									
748-STL30-NA-BL	Upholstered Seat/Wood Back	1085	1105	1155	1175	1210	1275	1345	1405	1545	1145
742-STL30-NA-CHR	Fully Upholstered	1185	1210	1285	1315	1365	1470	1555	1660	1845	1275
747-STL30-NA-CHR	Finished Wood	1155									
748-STL30-NA-CHR	Upholstered Seat/Wood Back	1210	1260	1285	1305	1330	1405	1480	1530	1665	1275



Stool with Arms
Keystone Style
30" Seat Height
Non-stacking

742-STL30-CA-BL	Fully Upholstered	1245	1260	1350	1370	1410	1525	1620	1710	1910	1335
747-STL30-CA-BL	Finished Wood	1150									
748-STL30-CA-BL	Upholstered Seat/Wood Back	1185	1210	1250	1270	1305	1375	1435	1505	1650	1245
742-STL30-CA-CHR	Fully Upholstered	1285	1315	1385	1410	1465	1565	1665	1760	1925	1370
747-STL30-CA-CHR	Finished Wood	1265									
748-STL30-CA-CHR	Upholstered Seat/Wood Back	1305	1315	1385	1400	1435	1505	1570	1630	1770	1370

Leather Pricing

Leather Prices published in this Price Book are for our Stock Leather "MAMMUT" by Wollsdorf Leather in the colors
 250599 Black
 251938 Saddle
 253272 Chestnut
 250519 Pewter
 252004 Charcoal

Other leathers can be quoted by Customer Service

TEMPT STOOLS

Canadian Pricing

How to Build a Tempt Stool Product Number

110-CH18 - SCR

Style

110-CH18 18" Upholstered Seat
111-CH24 24" Upholstered Seat
112-CH30 30" Upholstered Seat

Frame Finish

Standard Powder Coats

SCR Soft Chrome
BLK Black Matte
WHT White
GMTL Gunmetal
LBNZ Light Bronze
MBNZ Medium Bronze
DBNZ Dark Bronze
BRS Brass

Premium Powder Coats *

STN Stone
LGB Light Grey Blue
DGY Dark Grey
LBL Light Blue
AQU Aqua
GRN Green
YLW Yellow
LRD Light Red

Features

Three sled base stool seat heights, 18", 24", 30"
Fully Upholstered molded foam seat
Metal foot rest on 24" and 30" stools
Optional Stainless Steel Scuff Guard recommended for foot rest
Felt Glide optional
Greenguard Certified
Meets ANSI/BIFMA Standards
Lifetime Limited Warranty

Dimensions

18" Model 110-CH18	-	24" Model 111-CH24	30" Model 112-CH30
Seat 15.5"D x 17.5"W x 18"H		Seat 15.5"D x 17.5"W x 24"H	Seat 15.5"D x 17.5"W x 30"H
Overall 16.5"D x 17.5"W x 18"H		Overall 18"D x 18.5"W x 24"H	Overall 18"D x 18.5"W x 30"H

Upholstered Seat

COM .5 yards
COL 6 sqft per seat

Option Pricing

FG-SL	Felt Glides	\$25
PPC	Premium Powder Coat Finish Upcharge - Net Charge Per Color Per Order	\$260 NET
SG	Stainless Steel Scuff Guard for Foot Rest	\$45

TEMPT STOOLS

Canadian Pricing

COM/Grade A Grade B Grade C Grade D Grade E Grade F Grade G Grade H Leather COL



18 in. Stool

110-CH18

Upholstered Seat

965

1000

1020

1030

1050

1090

1135

1175

1125

1015



111-CH24

Upholstered Seat

990

1000

1035

1050

1070

1125

1155

1195

1155

1035



30 in. Bar Stool

112-CH30

Upholstered Seat

1000

1000

1045

1055

1085

1130

1170

1210

1155

1045

TIER

Canadian Pricing

How to Build a Tier Product Number

490-SL - NA - CHR - 001 - PG - USP

Style Style

490-SL	Tier Chair Plastic
491-SL	Tier Chair upholstered seat, plastic back
494-SL	Tier Chair fully upholstered
490-CH24	Tier Stool Plastic
491-CH24	Tier Stool upholstered seat, plastic back
494-CH24	Tier Stool fully upholstered
490-STL30	Tier Stool Plastic
491-STL30	Tier Stool upholstered seat, plastic back
494-STL30	Tier Stool fully upholstered

Frame Style

NA	No Arm
WA	With Arm - Chair Only

Frame Finish

CHR	Bright Chrome Plated
-----	----------------------

Shell & Arm Cap Color

001	Black
002	Dark Blue
003	Sand
005	White
008	Cool Grey
014	Light Grey
015	Warm Grey

Upholstered Seat Pad Option

Glides

NG	No Glides (standard)
FG	Felt Glides

Features

Anatomically Contoured Polypropylene Seat and Back
Chair Frame is offered with an Arm Option - 25.5" Arm
Two Upholstered Seat Options (Fully Wrapped Seat or Upholstered Pad)
High Density Stacking Chairs
Poly Chairs stack 10 High on Floor, 45 High on Storage Dolly
Upholstered Chairs stack 8 High on Floor, 30 High on Storage Dolly
Stools stack 10 high on floor
CAL 133 Option Available. Contact Customer Service for Details
Greenguard Certified
Meets ANSI/BIFMA Standards

Dimensions

Chair	24" Stool	30" Stool
Seat	Seat	Seat
Back	Back	Back
Overall Size	Overall Size	Overall Size
C.O.M.	C.O.M.	C.O.M.

Chair: 16.75"D x 21.50"W x 18"H
Seat only .7 yards for every two seats

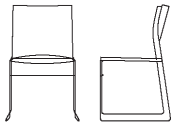
24" Stool: 16.75"D x 21.50"W x 24"H
Back: 18.5"W x 16.5"H
Overall Size: 20"D x 21.5"W x 40.75"H
C.O.M.: Fully Upholstered 1 yard
Seat only .7 yards for every two seats

30" Stool: 16.75"D x 21.50"W x 30"H
Back: 18.5"W x 16.5"H
Overall Size: 20"D x 21.5"W x 46.75"H
C.O.M.: Fully Upholstered 1 yard
Seat only .7 yards for every two seats

Option Pricing

FG	Felt Glides	\$25
ATG	Anti-Tip Glide	\$35
GD	Ganging Connector (Set) - Clip On and Off	\$35
490/CD	Storage Dolly, Four-Wheel (upto 45 Chair Capacity in Poly)	\$925

COM/Grade A Grade B Grade C Grade D Grade E Grade F Grade G Grade H Leather COL



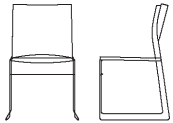
Tier Plastic Seat and Back

490-SL-NA-CHR

435

USP

230 265 280 300 330 380 440 480 620 280



Tier Fully Upholstered Seat,
Plastic Back

491-SL-NA-CHR

595

630

650

660

695

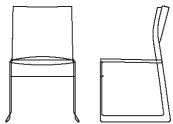
750

810

855

975

640



Tier Fully Upholstered Seat
and Back

494-SL-NA-CHR

750

790

835

850

900

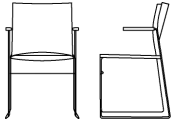
975

1055

1135

1330

830



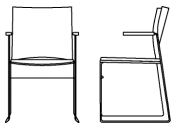
Tier Plastic Seat and Back
w/Arms

490-SL-WA-CHR

630

USP

230 265 280 300 330 380 440 480 620 280



Tier Fully Upholstered Seat,
Plastic Back
w/Arms

491-SL-WA-CHR

790

790

840

855

895

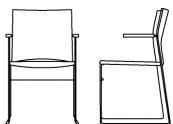
950

1010

1055

1175

835



Tier Fully Upholstered Seat
and Back
w/Arms

494-SL-WA-CHR

945

1000

1035

1050

1090

1175

1265

1330

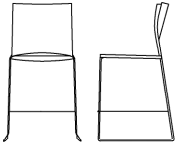
1525

1020

TIER

Canadian Pricing

COM/Grade A Grade B Grade C Grade D Grade E Grade F Grade G Grade H Leather COL




Tier Stool Plastic Seat and Back
24" Seat Height

490-CH24-CHR

640

UPS

230 265 280 300 330 380 440 480 620 280



Tier Stool Fully Upholstered Seat, Plastic Back
24" Seat Height

491-CH24-CHR

830

840

900

915

935

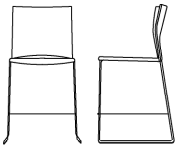
1000

1050

1095

1225

885



Tier Stool Fully Upholstered Seat and Back
24" Seat Height

494-CH24-CHR

990

1000

1085

1095

1130

1245

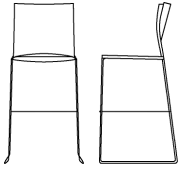
1305

1385

1580

1075

COM/Grade A Grade B Grade C Grade D Grade E Grade F Grade G Grade H Leather COL



Tier Stool Plastic Seat and Back
30" Seat Height

490-STL30-CHR

640

UPS

230

265

280

300

330


380

440

480

620

280



Tier Stool Fully Upholstered Seat, Plastic Back
30" Seat Height

491-STL30-CHR

830

840

900

915

935


1000

1050

1095

1225

885



Tier Stool Fully Upholstered Seat and Back
30" Seat Height

494-STL30-CHR

990

1000

1085

1095

1130

1245

1305

1385

1580

1075

VEE

Canadian Pricing

How to Build a Vee Lounge Product Number

830 - SCR - TR - NAT

Style	_____	_____	_____	_____	_____
830	Mobile				Wood Finish
831	Club Chair				NAT Natural
832	Tandem Double				CHY Cherry
833	Tandem Triple				WCH Warm Cherry
834	Tandem Quad				MAH Mahogany
835	Love Seat				ESP Espresso
836	Three Seat Sofa				WLT Weathered Light
					WMD Weathered Medium
					WGR Weathered Grey
					WNT Walnut
					DWNT Dark Walnut
					999 Custom
					001 Black
Leg Finish	_____				
SCR	Soft Chrome Leg (Standard)				
CHR	Chrome Leg				
Tablet (as seated)	_____				
TR	Tablet Right Hand				
TL	Tablet Left Hand				

Features

Eleven Standard Wood Finishes
Simple Assembly Required for Tandem Triple and Tandem Quad
CAL 117 Standard, CAL 133 Optional
Greenguard Certified
Meets ANSI/BIFMA Standards
Lifetime Limited Warranty

Tablet side is "as seated"
Wood Tablet 11" x 17"

Dimensions

Mobile Chair

Seat 20" D x 22" W x 17.5" H
Back 15" H x 22" W
Arm Height 24.5"H
Overall Size 30.5" H x 27.5" D x 28" W

Club Chair

Seat 20" D x 22" W x 17.5" H
Back 15" H x 22" W
Arm Height 24.5"H
Overall Size 30.5" H x 27.5" D x 28" W

COM 3.5 yards

COM 3.5 yards

COL 63 Sqft

COL 63 sqft.

Tandem Double

Seat 20"D x 22"W x 17.5"H
Back 15"H x 22"W
Arm Height 24.5"H
Overall Size 30.5"H x 27.5"D x 52.75"W

Tandem Triple

Seat 20"D x 22"W x 17.5"H
Back 15"H x 22"W
Arm Height 24.5"H
Overall Size 30.5"H x 27.5"D x 66"W

COM 6.25 yards

COM 9 yards

COL 113 sqft.

COL 162 sqft.

Tandem Quad

Seat	20"D x 22"W x 17.5"H
Back	15"H x 22"W
Arm Height	24.5"H
Overall Size	30.5" H x 27.5" D x 102.25" W

COM 11 yards

COL 198 sqft.

Love Seat

Seat	20"D x 22"W x 17.5"H
Back	15"H x 22"W
Arm Height	24.5"H
Overall Size	30.5" H x 27.5" D x 50" W

COM 5 yards

COL 90 sqft.

Three Seat Sofa

Seat	20" D x 60" W x 17.5" H
Back	15" H x 22" W
Arm Height	24.5" H
Overall Size	30.5" H x 27.5" D x 66" W

COM 7 yards

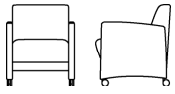
Option Pricing

T_	Rectangular Writing Tablet (Specify Left or Right Side)	\$345
F1	CAL 133 Compliance, Single Seat	\$170
F2	CAL 133 Compliance, Double/Loveseat	\$230
F3	CAL 133 Compliance, Triple/Three Seat Sofa	\$305
F4	CAL 133 Compliance, Quad/Four Seat Sofa	\$375
CHR	Chrome Leg	N/C
999	Custom Wood Finish Option - Set Up Fee	\$295 NET

VEE

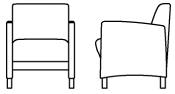
Canadian Pricing

COM/Grade A Grade B Grade C Grade D Grade E Grade F Grade G Grade H Leather COL



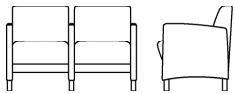
Mobile Lounge Chair

830- 2380 2470 2680 2750 2875 3175 3455 3730 4390 2650



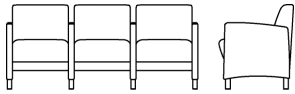
Club Chair

831- 2260 2365 2555 2625 2760 3060 3335 3605 4280 2535



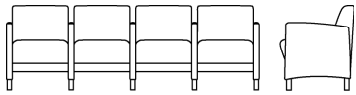
Tandem Double

832- 4020 4150 4490 4620 4860 5390 5890 6375 7570 4445



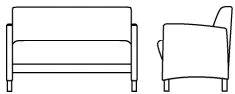
Tandem Triple

833- 5810 6090 6585 6765 7115 7880 8590 9285 10990 6510



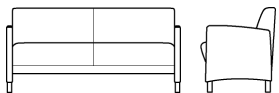
Tandem Quad

834- 7445 7825 8395 8625 9045 9995 10845 11710 13800 8310



Love Seat

835- 3710 3885 4160 4260 4445 4875 5260 5655 6605 4105



Three Seat Sofa

836- 4400 4620 5000 5150 5420 6015 6550 7105 8430 4955

VIIVA CHAIR

Canadian Pricing

How to Build a Viiva Chair Product Number

150 - SCR - NAT - PG

Style	_____	_____	_____	PG	Plastic Glide (std)
150	Wood Seat, Wood Back				
151	Upholstered Seat, Wood Back				
Frame Finish	_____				
	Standard Powder Coats				
	SCR Soft Chrome				
	BLK Black Matte				
	WHT White				
	GMTL Gunmetal				
	LBNZ Light Bronze				
	MBNZ Medium Bronze				
	DBNZ Dark Bronze				
	BRS Brass				
	Premium Powder Coats *				
	STN Stone				
	LGB Light Grey Blue				
	DGY Dark Grey				
	LBL Light Blue				
	AQU Aqua				
	GRN Green				
	YLW Yellow				
	LRD Light Red				
		Wood Seat & Back Finish			
		Wood Finishes on Beech			
		NAT Natural			
		CHY Cherry			
		WCH Warm Cherry			
		MAH Mahogany			
		ESP Espresso			
		WLT Weathered Light			
		WMD Weathered Medium			
		WGR Weathered Grey			
		WNT Walnut			
		DWNT Dark Walnut			
		999 Custom			
		001 Black			
		P3 Painted Colors on Beech			
		7006 White			
		7044 Stone			
		7035 Light Grey			
		7012 Dark Grey			
		8012 Dark Red			
		3016 Light Red			
		1032 Yellow			
		6011 Green			
		6033 Teal			
		6034 Aqua			
		5024 Light Blue			
		5014 Medium Blue			
		7040 Light Grey Blue			

Features

Tapered Beechwood Back
Upholstered or wood seat models
FL four leg square tubular metal frame
Eleven Standard Wood Finishes and Thirteen Standard Painted Wood Finishes
Stacks 4 high on floor, 8 high on a dolly
Plastic Glide standard, Felt Glide optional
Greenguard Certified
Meets ANSI/BIFMA Standards
Lifetime Limited Warranty

Dimensions

Seat	18"D x 17"W x 18"H
Back	19"W x 15"H
Overall	20"D x 19.5"W x 31.5"H

Upholstered Seat	
COM	.75 yards per two seats
COL	7 sqft per seat

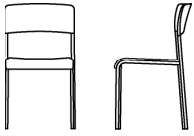
Option Pricing

FG	Felt Glides	\$25
PPC	Premium Powder Coat Finish Upcharge - Net Charge Per Color Per Order	\$260 NET
999	Custom Wood Finish Option - Set Up Fee	\$295 NET
P3	Painted Wood Finish - Specify Paint Color Number From Above	\$70
P4	Two Tone Painted Wood Shell - Specify Paint Color Numbers From Above For Both Side A and Side B	\$100
F1	CAL 133 Compliance, Seat Only	\$65
150FW	Storage Dolly, Four-Wheel (8 Chair Capacity)	\$715

VIIVA CHAIR

Canadian Pricing

COM/Grade A Grade B Grade C Grade D Grade E Grade F Grade G Grade H Leather COL



150-FL	Wood Seat, Wood Back	1010										
151-FL	Upholstered Seat, Wood Back	1045	1050	1095	1115	1130	1185	1215	1265	1535	1110	

VIIVA STOOLS

Canadian Pricing

How to Build a Viiva Stool Product Number

160 - CH18 - SCR - NAT - PG

<p>Style _____</p> <p>160 Wood Seat</p> <p>161 Upholstered Seat</p> <p>Height _____</p> <p>CH18 18 in. Seat or Table Height</p> <p>CH24 24 in. Counter Height</p> <p>CH30 30 in. Bar Height</p> <p>Frame Finish _____</p> <p>Standard Powder Coats</p> <p>SCR Soft Chrome</p> <p>BLK Black Matte</p> <p>WHT White</p> <p>GMTL Gunmetal</p> <p>LBNZ Light Bronze</p> <p>MBNZ Medium Bronze</p> <p>DBNZ Dark Bronze</p> <p>BRS Brass</p> <p>Premium Powder Coats *</p> <p>STN Stone</p> <p>LGB Light Grey Blue</p> <p>DGY Dark Grey</p> <p>LBL Light Blue</p> <p>AQU Aqua</p> <p>GRN Green</p> <p>YLW Yellow</p> <p>LRD Light Red</p>	<p>Wood Seat Finish</p> <p>Wood Finishes on Beech</p> <p>NAT Natural</p> <p>CHY Cherry</p> <p>WCH Warm Cherry</p> <p>MAH Mahogany</p> <p>ESP Espresso</p> <p>WLT Weathered Light</p> <p>WMD Weathered Medium</p> <p>WGR Weathered Grey</p> <p>WNT Walnut</p> <p>DWNT Dark Walnut</p> <p>999 Custom</p> <p>001 Black</p> <p>P3 Painted Colors on Beech</p> <p>7006 White</p> <p>7044 Stone</p> <p>7035 Light Grey</p> <p>7012 Dark Grey</p> <p>8012 Dark Red</p> <p>3016 Light Red</p> <p>1032 Yellow</p> <p>6011 Green</p> <p>6033 Teal</p> <p>6034 Aqua</p> <p>5024 Light Blue</p> <p>5014 Medium Blue</p>	<p>PG Plastic Glide (std)</p>
---	---	-------------------------------

Features

Three stool seat heights, 18", 24", 30"

FL four leg square tubular metal frame

Metal foot rest on 24" and 30" stools

Eleven Standard Wood Finishes and Thirteen Standard Painted Wood Finishes

Optional Stainless Steel Scuff Guard recommended for foot rest

Plastic Glide standard, Felt Glide optional

Greenguard Certified

Meets ANSI/BIFMA Standards

Lifetime Limited Warranty

Dimensions

<p>CH18</p> <p>Seat 16"D x 15"W x 18"H</p> <p>Overall 16"D x 16"W x 18"H</p>	<p>CH24</p> <p>Seat 16"D x 15"W x 24"H</p> <p>Overall 16"D x 16"W x 24"H</p>	<p>CH30</p> <p>Seat 16"D x 15"W x 30"H</p> <p>Overall 16"D x 16"W x 30"H</p>
--	--	--

Upholstered Seat

COM .75 yards per two seats

COL. 7 sqft per seat

Option Pricing

FG	Felt Glides	\$25
PPC	Premium Powder Coat Finish Upcharge - Net Charge Per Color Per Order	\$260 NET
999	Custom Wood Finish Option - Set Up Fee	\$295 NET
P3	Painted Wood Finish - Specify Paint Color Number From Above	\$70
P4	Two Tone Painted Wood Shell - Specify Paint Color Numbers From Above For Both Side A and Side B	\$100
SG	Stainless Steel Scuff Guard for Foot Rest	\$45

sourceinternationaldesign.com

Source International
17 Gilmore Drive
Sutton, MA 01590

SOURCE